



RUNNING SPRINGS WATER DISTRICT
A MULTI-SERVICE INDEPENDENT SPECIAL DISTRICT

31242 Hilltop Boulevard • P.O. Box 2206
Running Springs, CA 92382

TO: BOARD OF DIRECTORS DATE POSTED: JULY 13, 2018
RE: REGULAR BOARD MEETING FROM: BOARD SECRETARY

The Regular Meeting of the Board of Directors of the Running Springs Water District will be held on Wednesday, July 18, 2018, at the hour of 9:00am at the District Office located at 31242 Hilltop Boulevard, Running Springs, California. This agenda was posted prior to 5:00pm on July 13, 2018 at the Running Springs Water District Office and Website.

The Board may take action on any item on the agenda, whether listed as an action item or as an information item.

Upon request, this agenda will be made available in appropriate alternative formats to persons with disabilities, as required by Section 202 of the Americans with Disabilities Act of 1990. Any person with a disability who requires a modification or accommodation in order to participate in a meeting should direct such request to Joan C. Eaton, Board Secretary at (909) 867-2766 at least 48 hours before the meeting, if possible.

Copies of documents provided to members of the Board for discussion in open session may be obtained from the District at the address indicated above.

AGENDA

1. Call Meeting to Order and Pledge of Allegiance
2. Recognize and Hear from Visitors / Public Comment - This portion of the agenda is reserved for the public to make comments on matters within the jurisdiction of the Running Springs Water District that are **not on the agenda**. The Board, except to refer the matter to staff and/or place it on a future agenda, may take no action. It is in the best interest of the person speaking to the Board to be concise and to the point. A time limit of five minutes per individual will be allowed. Any person wishing to comment on an item that is on the agenda is requested to complete a request to speak form prior to the item being called for consideration or to raise their hand and be recognized by the Board President.
3. Approval of Consent Items – The following consent items are expected to be routine and non-controversial and will be acted on at one time without discussion unless an item is withdrawn by a Board Member for questions or discussion. Any person wishing to speak on the consent agenda may do so by raising his/her hand and being recognized by the Board President.

A. Approve Meeting Minutes **Page 3**

B. Ratify Expenditures **Page 9**

- C. Receive and File the Fiscal Year 2017/2018 Annual Board and Employee Expense Report **Page 16**
 - D. Consider Declaring Certain Equipment as Surplus and Authorize Staff to Dispose of Property **Page 19**
 - 4. Action Items – The following action items will be considered individually and each **require a motion** by the Board of Directors for action.
 - A. Consider Adopting Resolution No. 15-18, Certifying Delinquent Charges to be Placed on the Tax Roll for Fiscal Year 2018/2019 **Page 21**
(Presenter: Ryan Gross, General Manager)
 - B. Consider Adopting Resolution No. 16-18, finding that certain properties located in the District constitute a public nuisance and ordering notification to property owners and setting a public hearing **Page 28**
(Presenter: Ryan Gross, General Manager)
 - C. Consider Voting to Elect a Representative to the California Special Districts Association (CSDA) Board of Directors **Page 63**
(Presenter: Ryan Gross, General Manager)
 - D. Consider Authorizing Staff to Payoff Ambulance Loan **Page 68**
(Presenter: Ryan Gross, General Manager)
 - E. Consider Authorizing Expenditure for Replacement of Sidewinder Groundwater Well Lower Booster Pump & Motor **Page 70**
(Presenter: Randy Bobroff, Water Division Supervisor)
 - F. Consider a Customer Opt-Out Policy for Automatic Meter Reading (AMR) Technology Upgrade Program **Page 71**
(Presenter: Ryan Gross, General Manager)
 - 5. Information Items – The following information items do not require any action by the Board of Directors and are for informational purposes only.
 - A. Quarterly Budget and Financial Report **Page 97**
 - B. Quarterly Investment Report **Page 107**
 - C. Water Production & Precipitation Report **Page 111**
 - 6. General Manager’s Report
 - 7. Report from Legal Counsel
 - 8. Board Member Comments / Meetings
 - 9. Meeting Adjournment
- Upcoming Meetings: Regular Board Meeting, August 15, 2018 at 9:00 am

RUNNING SPRINGS WATER DISTRICT

MEMORANDUM

DATE: July 18, 2018
TO: Board of Directors
FROM: Ryan Gross, General Manager
SUBJECT: CONSIDER APPROVING MEETING MINUTES

RECOMMENDATION

It is recommended that the Board of Directors review and approve the attached meeting minutes.

REASON FOR RECOMMENDATION

Approval of meeting minutes.

BACKGROUND INFORMATION

The attached draft meeting minutes are from the Regular Board Meeting held on June 20, 2018.

ATTACHMENTS

Attachment 1 – Draft Meeting Minutes

MINUTES – June 20, 2018
PAGE 1 OF 5

**MINUTES OF THE REGULAR MEETING OF THE
BOARD OF DIRECTORS RUNNING SPRINGS WATER DISTRICT
COUNTY OF SAN BERNARDINO, STATE OF CALIFORNIA
JUNE 20, 2018**

The Regular Meeting of the Board of Directors of the Running Springs Water District was held on Wednesday, June 20, 2018 at the hour of 9:00 A.M. at the District office located at 31242 Hilltop Boulevard, Running Springs, California.

The following Directors were present:

Mike Terry, Director
Tony Grabow, Director
Mike Milliorn, Director
Errol Mackzum, Director

Director Bill Conrad, Director was absent

Also present were the following:

Ryan Gross, General Manager
Joan C. Eaton, Board Secretary/Treasurer/Administration Supervisor
Ward Simmons, Legal Counsel, Best, Best & Krieger
George Corley, Fire Department Chief
Mike Vasquez, Fire Department Battalion Chief
Randy Bobroff, Water Division Supervisor
Trevor Miller, Wastewater Treatment Division Supervisor

Visitors Present:

Kenneth Ayers, Former RSWD Director
Pamella Bennett, Former RSWD Director
Kenny Eaton, CLAWA Director, Division 5

MEETING MINUTES

AGENDA ITEMS

1. Call Meeting to Order and Pledge of Allegiance

The meeting was called to order at 9:00 A.M. by President Grabow and Director Mackzum led the assembly in the pledge of allegiance to the flag.

2. Recognize and Hear From Visitors/Public Comment

The visitors introduced themselves for the record.

3. Consider Adoption of Resolution No. 09-18, Commending Kenneth Ayers for 37 Years of Service as a Director

President Grabow acknowledged Kenneth Ayers for his dedicated service as Director of the Running Springs Water District and Mr. Ayers thanked the Board and staff.

Upon **motion** by Director Terry, **second** by Director Mackzum and **carried by a 4 to 0 vote**, Resolution No. 09-18, Commending Kenneth Ayers for 37 Years of District Services as a Director, was adopted. (Resolution No. 09-18 on file in the District office)

4. Consider Adoption of Resolution No. 10-18, Commending Pamella Bennett for 18 Years of District Service as a Director

President Grabow acknowledged Pamella Bennett for her dedicated service as Director of the Running Springs Water District and Ms. Bennett thanked the Board and staff.

Upon **motion** by Director Mackzum, **second** by Director Milliorn and **carried by a 4 to 0 vote**, Resolution No. 10-18, Commending Pamella Bennett for 18 Years of District Services as a Director, was adopted. (Resolution No. 10-18 on file in the District office)

The meeting was postponed while District staff opened the time capsule that was initially entombed in 1977, opened in 1995 and resealed. Contents of the time capsule will be available for review through July 17, 2018. New documentation will be added and the capsule will then be sealed and placed back in the monument.

5. Approval of Consent Items

A. Approve April 18, 2018 and May 16, 2018 Meeting Minutes

B. Ratify May, 2018 Expenditures

C. Consider Adoption of Resolution No. 11-18, Establishing Appropriations Limits for Fiscal Year 2018/2019

D. Consider Adoption of Resolution Nos. 12-18 and 13-18 for the Reduction of Employer Paid Member Contributions (EPMC) to the California Public Employees Retirement System (CALPERS) for Existing Classic CalPERS Members

Manager Gross reported on Resolution Nos. 12-18 and 13-18 that are the final phase of eliminating the employer paid EPMC for existing classic CalPERS members.

Upon **motion** by Director Terry, **second** by Director Milliorn and **carried by a 4 to 0 vote**, the Consent Items were approved. (Resolution Nos. 11-18, 12-18 and 13-18 are on file in the District office)

6. Action Items

A. Consider Approving Resolution No. 14-18, Adopting the Fiscal Year 2018/2019 District Budget

Manager Gross reported on the proposed Fiscal Year 2018/2019 District Budget that was previously reviewed by the Finance Committee and Board of Directors. Manager Gross referred to the Executive Summary and the budget was then summarized by Division. Manager Gross also reported on the CalPERS Unfunded Accrued Liability (UAL) funding options saying the information received from CalPERS is preliminary and will be discussed in the future. Manager Gross confirmed the District will process a lump sum payment in July to pre-pay the FY 2018/19 UAL for both Miscellaneous and Safety members. Chief Corley reported on the Intergovernmental Transfer (IGT) and Ground Emergency Medical Transportation Services (GEMT) program revenue. Discussion continued that included future inflation concerns and critical repairs to the Treatment Plant road. Manager Gross said inflation will be addressed in the upcoming District rate study.

Upon **motion** by Director Mackzum, **second** by Director Terry and **carried by a 4 to 0 vote**, Resolution No. 14-18, Fiscal Year 2018/2019 District Budget, was adopted. (Resolution No. 14-18 on file in the District office)

Visitors Ayers, Bennett and Eaton were excused from the meeting.

B. Consider Approving Contract for Fire Station 50 Alert System

Chiefs' Corley and Vasquez reported on the proposed purchase of the Fire Station 50 alerting system equipment and installation in the amount of \$34,196.51. Discussion continued and Chief Corley said the current system will no longer be adequate. The FY 2017/18 budget includes \$16,200 and the proposed FY 2018/19 budget includes \$18,000 for the project and if approved, the project will be funded from the Fire Department Operating Reserve Fund with a balance of \$1,752,039 as of May 31, 2018.

Upon **motion** by Director Terry, **second** by Director Mackzum and **carried by a 4 to 0 vote**, the Contract for Fire Station 50 Alert System, was approved.

C. Consider Approving Contract for Financial Consulting Services

Supervisor Eaton reported on the proposed annual renewal of the Financial Consultant Services Contract with Rogers, Anderson, Malody and Scott, (RAMS) Accounting Firm who have been an integral part of the District since 1982. Accountants' Scott Manno and Sunny Kim are instrumental in assisting the District with the annual financial audit and monthly accounting support. Supervisor Eaton said staff is recommending that the Board approve a not to exceed amount of \$51,000 for FY 2018/19 Outside Accounting Services.

Upon motion by Director Mackzum, second by Director Milliorn and carried by a 4 to 0 vote, the Contract for Financial Consulting Services, not to exceed \$51,000 was approved.

D. Consider Approving Ambulance Billing Write Offs

Manager Gross said the Board adopted Resolution No. 09-12 in 2012 that approved a policy for writing off uncollectible charges for ambulance service. The Board authorized write offs for uncollectible ambulance bills in April, 2013 in the amount of \$252,411.92 and this is the second round of proposed write offs since the resolution was adopted. The Board was provided with a list of proposed balance sheet adjustments dated through June 30, 2011 in the amount of \$741,134.76 and Manager Gross said the District will present future Ambulance billing write offs to the Board annually.

Upon motion by Director Milliorn, second by Director Mackzum and carried by a 4 to 0 vote, the Ambulance Billing Write Offs in the amount of \$741,134.76, was approved.

E. Consider Authorizing Participation in the Intergovernmental Transfer (IGT) Program Providing Access to Federal Matching Funds for Emergency Medical Transport Services

Chief Corley reported on the IGT program with the California Department of Health Care Services (DHCS) to increase reimbursements for emergency medical ambulance transport services provided to Molina Healthcare and the Inland Empire Health Plan (IEHP) members. Chief Corley summarized the program saying that for every \$1.00 paid toward the District's portion of the grant, the District will receive \$1.80 back and the resulting net revenue received by the Fire Department will be approximately \$62,382 in Fiscal Year 2018/19.

Upon motion by Director Mackzum, second by Director Terry and carried by a 4 to 0 vote, Authorizing Participation in the Intergovernmental Transfer (IGT) Program Providing Access to Federal Matching Funds for Emergency Medical Transport Services, was approved.

F. Consider Approving Agreement for Temporary Outside Water and Sewer Service to the Camp Helendade Property with Getaway House, Inc.

Manager Gross reported on the proposed temporary outside water and sewer service to Getaway House, Inc. at the Camp Helendade property. The Getaway House, Inc., is in escrow with the Boy Scouts of American to purchase the property and they are planning for approximately forty-three (43) tiny campground houses. The Local Agency Formation Commission (LAFCO) fees will be paid by the Getaway House, Inc. and one condition would be that the company deed groundwater rights to the District and allow for additional groundwater resource investigation. If approved, the agreement will be executed in thirty (30) to sixty (60) days and will generate approximately \$75,000 to

\$80,000 in connection fees in addition to water and sewer District revenue. Manager Gross said the project is estimated to be complete within one year and discussion continued.

Upon **motion** by Director Mackzum, **second** by Director Milliorn and **carried by a 4 to 0 vote**, the Agreement for Temporary Outside Water and Sewer Service to the Camp Helendade Property with Getaway House, Inc., was approved.

7. Information Items

A. Water Quality Consumer Confidence Report for 2017

B. June 2018 District Newsletter

Chief Corley confirmed the annual weed abatement notices will be mailed this month.

C. BB&K Memo on Guidelines to Prevent Serial Meetings

Attorney Simmons said the Board should be mindful of sharing information outside of Board meetings and discussion continued regarding email communication.

8. General Manager’s Report

Manager Gross reported on the annual Green Valley Lake meeting he attended with President Grabow saying the County Special District (CSA79) has hired a consultant to review possible annexation into the Running Springs Water District sewer service area.

9. Report From Legal Counsel

No additional comments

10. Board Member Comments/Meetings

Discussion continued regarding a proposed County Fire Assessment for incorporated counties.

11. Meeting Adjournment

The meeting was adjourned at 10:12 A.M.

Respectfully Submitted,

Presiding President, Board of Directors
Running Springs Water District

Secretary of the Board of Directors
Running Springs Water District

RUNNING SPRINGS WATER DISTRICT

MEMORANDUM

DATE: July 18, 2018
TO: Board of Directors
FROM: Ryan Gross, General Manager
SUBJECT: RATIFY EXPENDITURES

RECOMMENDED BOARD ACTION

It is recommended that the Board of Directors review the attached accounts payable check register and ratify the District's June 2018 expenditures.

A copy of the District's Cash Reserve Fund Summary as of June 30, 2018, the Pooled Cash Balance History and Fire Department Operating Reserve Fund Surplus/Shortfall History is also included for review and information.

REASON FOR RECOMMENDATION

Each month staff presents the monthly check register and recommends that the Board of Directors ratify the District's expenditures.

BACKGROUND INFORMATION

Attached is a list of expenditures for June 2018.

FISCAL INFORMATION

Refer to attached accounts payable check register.

ATTACHMENTS

- Attachment 1 – Accounts Payable Check Register for June 2018
- Attachment 2 – Cash Summary as of June 30, 2018
- Attachment 3 – Pooled Cash Balance History
- Attachment 4 – Fire Department Operating Reserve Fund Surplus/Shortfall History

Running Springs Water District

Accounts Payable Checks

June 2018

Vendor Name	Description	Date	Invoice Amount	Check Number	Check Amount
2 Hot Uniforms inc	Uniform t-shirts	06/07/18	517.20	102004	517.20
	Uniform new PCF Aron Stepanian	06/13/18	477.59	102027	1,994.09
	Uniform new PCF William Dube	06/13/18	508.28	102027	
	Uniform new PCF Blain Smith	06/13/18	508.22	102027	
	Rob Aberg Uniform Allowance- 2Hot Uniform	06/13/18	500.00	102027	
Airgas Inc.	Large Helium	06/13/18	47.71	102028	47.71
American Family Life Assurance Company of Colun	Additional Insurance Premiums May 2018	06/13/18	528.04	102029	528.04
American Pacific Construction	Hydrant Meter Refund	06/13/18	635.39	102030	635.39
American Water Works Association	Grade 1 Wtr Use Efficiency cert renewal	06/26/18	50.00	102066	50.00
Ameripride Services, Inc	Cleaning Supplies May 2018	06/07/18	335.80	102005	335.80
Aquatic Inspections	Tank Inspections and cleanings	06/26/18	15,450.00	102067	15,450.00
Best, Best & Krieger LLP	Legal Services May 2018	06/13/18	1,010.68	102031	1,010.68
BURR Group Inc.	Trash Service May 2018 Station 50	06/07/18	67.29	102006	460.36
	Trash Service/Load May 2018 Treatment Plant	06/07/18	216.28	102006	
	Trash Service May 2018 -Office/Station 51	06/07/18	176.79	102006	
California Water Environment Association	Collect Main Grd 2 and Mech Tech Grd 2 Renewals	06/20/18	180.00	102049	180.00
CalPERS	Health Insurance Premiums June 2018	06/01/18	19,538.52	DFT0000744	19,538.52
	Employ Contribu Classic/Prepra 6/4/18	06/08/18	23,776.93	DFT0000753	23,776.93
	PERS UAL June 2018	06/13/18	40,117.03	DFT0000754	40,117.03
	Employ Contribu Classic/Pepra 6/18/18	06/26/18	21,980.30	DFT0000763	21,980.30
Canon	Monthly Service Fee/Usage June 2018	06/20/18	864.28	102050	864.28
Charter Communitcations	Telephone and Internet June 2018	06/13/18	576.14	102032	576.14
	Telephone and Internet June 2018	06/20/18	109.97	102051	109.97
	Telephone/Internet June 2018	06/26/18	192.71	102068	192.71
Citibank, N.A.	STAPLES- OFFICE SUPPLIES	06/26/18	314.89	102069	493.69
	Office Supplies - May 2018	06/26/18	178.80	102069	
Clinical Laboratory of San Bernardino	Wastewater Samples May 2018	06/20/18	1,167.00	102052	1,167.00
	Water Samples May 2018	06/26/18	1,621.00	102070	1,621.00
County of San Bernardino	Lien Release	06/07/18	20.00	102007	40.00
	Lien Release	06/07/18	20.00	102007	
	Lien Release	06/13/18	20.00	102033	20.00
	Lien Release	06/20/18	20.00	102053	20.00
Deborah A. Ellis-Harper	Smokey Sign and Letter/Stripe Ford Truck	06/07/18	800.00	102008	800.00
Dixi Willemse	Reimbursement Claim	06/07/18	80.00	102009	80.00
	Reimbursement Claim	06/20/18	884.40	102054	884.40
Evoqua Water Technologies LLC	pump parts for Bioxide systems	06/26/18	349.11	102071	349.11
Fire Apparatus Solutions	Brush Engine 51 Annual Service	06/07/18	1,818.12	102010	1,818.12
Fire Fighters Association	FFAD Dues June 2018	06/26/18	460.00	102072	460.00
Frontier Communications	Telephone June 2018	06/07/18	55.30	102011	110.59
	Telephone June 2018	06/07/18	55.29	102011	
	Telephone June 2018	06/13/18	143.08	102034	195.37
	Telephone June 2018	06/13/18	52.29	102034	
	Telephone June 2018	06/26/18	52.29	102073	196.35
	Telephone June-July 2018	06/26/18	72.03	102073	
	Telephone June-July 2018	06/26/18	72.03	102073	

Vendor Name	Description	Date	Invoice Amount	Check Number	Check Amount
George Corley	Reimbursement Claim	06/13/18	187.15	102035	187.15
GM Excavating, INC.	Paving at SLS 5	06/26/18	4,000.00	102074	4,000.00
Haz Mat Trans, Inc.	Work Order # 85436	06/07/18	700.00	102012	700.00
	Wo# 84076	06/26/18	1,650.00	102075	1,650.00
Inland Desert Security & Communications	Answering Service May -June 2018	06/26/18	110.00	102076	110.00
Inland Water Works Supply Company	Water Inventory	06/13/18	326.48	102036	819.00
	Water Inventory	06/13/18	473.13	102036	
	Water Inventory	06/13/18	19.39	102036	
	Water Inventory	06/20/18	1,120.75	102055	1,280.59
	Water Inventory	06/20/18	159.84	102055	
Jeff Kawell	Crane service for treatment plant upgrade	06/13/18	560.00	102037	1,120.00
	Crane service for treatment plant upgrade	06/13/18	560.00	102037	
Joan Eaton	Reimbursement Claim	06/20/18	528.42	102056	681.35
	Reimbursement Claim	06/20/18	130.04	102056	
	Mileage Reimbursement for 6/18/18 meeting	06/20/18	22.89	102056	
Leslie's Poolmart, Inc	Salt, Chlorine & Soda Ash	06/13/18	1,919.88	102038	1,919.88
Life-Assist, Inc	Medical Supplies- Blanket PO	06/20/18	799.73	102057	950.33
	Medical Supplies- Blanket PO	06/20/18	150.60	102057	
Linda Mayfield	Reimbursement Claim	06/13/18	217.80	102039	217.80
	Reimbursement Claim	06/20/18	772.00	102058	772.00
MCI	Long Distance Usage June 2018	06/26/18	48.96	102077	48.96
McMaster-Carr Supply Company	Supplies for Various Projects at Plant	06/13/18	195.86	102040	195.86
	Miscellaneous parts and supplies	06/20/18	70.41	102059	70.41
	Material for hand rail and headworks	06/26/18	227.69	102078	227.69
Myers-Stevens & Toohey Co. Inc	Disability Insurance Premiums July 2018	06/26/18	220.00	102079	220.00
NAPA Auto Parts	Miscellaneous Auto Supplies/Parts	06/07/18	313.35	102013	395.86
	Miscellaneous Parts/Supplies	06/07/18	82.51	102013	
NBS Government Finance Group	Quarterly Admin Fee July-September 2018	06/26/18	1,430.82	102080	1,430.82
Neu-Art Studio, Inc	Digital Print- AMR Improvement Project	06/26/18	94.55	102081	94.55
Nick Nikas	Nick safety shoes	06/07/18	102.05	102014	102.05
	Reimbursement Claim	06/20/18	150.80	102060	150.80
Nierman Industrial Materials	Hand rail fittings for MBR's	06/20/18	493.58	102061	493.58
One Stop Landscape Supply	Blanket PO Bio Solids disposal	06/07/18	3,361.20	102015	3,361.20
Polydyne Inc.	Blanket PO for Polymer	06/13/18	1,066.73	102041	1,066.73
Richard Allen Williamson	Repair water leak SLS 2	06/07/18	225.00	102016	225.00
Rim Forest Lumber Company, Inc.	Miscellaneous Parts/Supplies May 2018	06/07/18	163.23	102017	1,082.78
	Repair Wall North Side of Station 50	06/07/18	919.55	102017	
Robert Aberg	Reimbursement for Paramedic Recert	06/07/18	200.00	102018	200.00
Roger E. Fox, M.D.	Dot Exam	06/07/18	50.00	102019	50.00
Rogers Anderson Malody & Scott LLP	Consultant Fees May 2018	06/13/18	1,869.72	102042	1,869.72
Sacramento Metropolitan Fire District	GEMT SFY 2016/17 1%Admin Fee	06/20/18	1,493.17	102062	1,493.17
San Bernardino County	Station 51 permit number 10949	06/20/18	126.10	102063	278.30
	Station 50 permit number 10950	06/20/18	152.20	102063	
Southern California Edison Company	Electricity 2018	06/07/18	993.87	102020	3,085.49
	Electricity May 2018	06/07/18	109.32	102020	
	Electricity May 2018	06/07/18	357.94	102020	
	Electricity May 2018	06/07/18	96.19	102020	
	Electricity May 2018	06/07/18	90.30	102020	
	Electricity May 2018	06/07/18	197.20	102020	
	Electricity May 2018	06/07/18	31.36	102020	

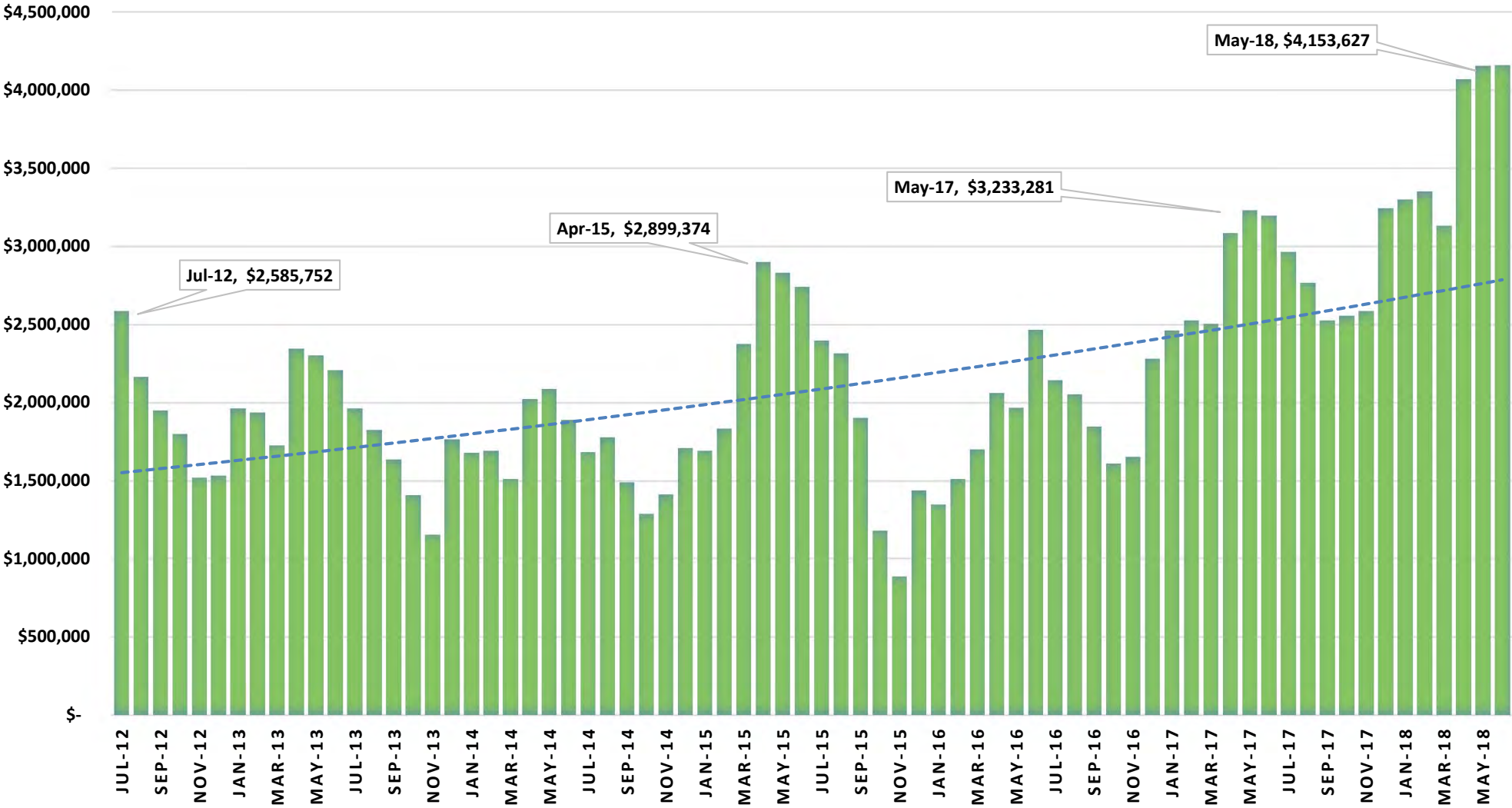
Vendor Name	Description	Date	Invoice Amount	Check Number	Check Amount
Southern California Edison Company	Electricity May 2018	06/07/18	330.92	102020	3,085.49
	Electricity May 2018	06/07/18	294.47	102020	
	Electricity May 2018	06/07/18	406.66	102020	
	Electricity May 2018	06/07/18	166.42	102020	
	Electricity May 2018	06/07/18	10.84	102020	
Southern California Gas Company	Gas Billing Usage May 2018	06/07/18	72.61	102021	72.61
	Gas Usage May 2018	06/13/18	76.93	102043	218.87
	Gas usage May 2018	06/13/18	62.65	102043	
	Gas billing usage	06/13/18	62.65	102043	
	Gas Usage May 2018	06/13/18	16.64	102043	
Spring Sedulous Cleans	Janitorial Service May 2018	06/13/18	485.00	102044	485.00
Terminix International Company LP	Pest Control-Treatment Plant	06/26/18	47.00	102082	47.00
Tina M. Taylor	Gym membership for R. Viero	06/07/18	250.00	102022	250.00
Trevor Miller	Reimbursement Claim	06/20/18	48.00	102064	48.00
Underground Service Alert of Southern California	New Tickets/ Monthly Maintenance Fee June 2018	06/07/18	76.00	102023	76.00
Verizon Wireless Services LLC	Cell phone May 2018	06/13/18	199.99	102045	199.99
Village Hardware	Miscellaneous Supplies	06/26/18	385.31	102083	385.31
Visa	Corley-CPR cards	06/13/18	12.00	102046	1,187.11
	Community relations - poster contest	06/13/18	558.42	102046	
	Hall- Miscellaneous Supplies	06/13/18	89.94	102046	
	Station supplies	06/13/18	466.45	102046	
	Vasquez-Pocket Guide & Fire Chain	06/13/18	60.30	102046	
	Ellsberry- Battery & Training Courses	06/20/18	553.48	102065	553.48
Vyanet Operating Group	Security/Monitoring Collect Jul-Sept 18	06/13/18	140.12	102047	140.12
W.W. Grainger, Inc	New pressure transducer for EQ basin	06/13/18	662.78	102048	662.78
York Risk Services Group, Inc	Workers Comp Admin Fee May 2018	06/07/18	112.00	102024	112.00
Zoll Medical Corporation GPO	Limb-Lead Patient Cable 12-Lead ECG	06/07/18	129.30	102025	278.80
	V-Lead Patient Cable 12-Lead ECG	06/07/18	149.50	102025	

Totals

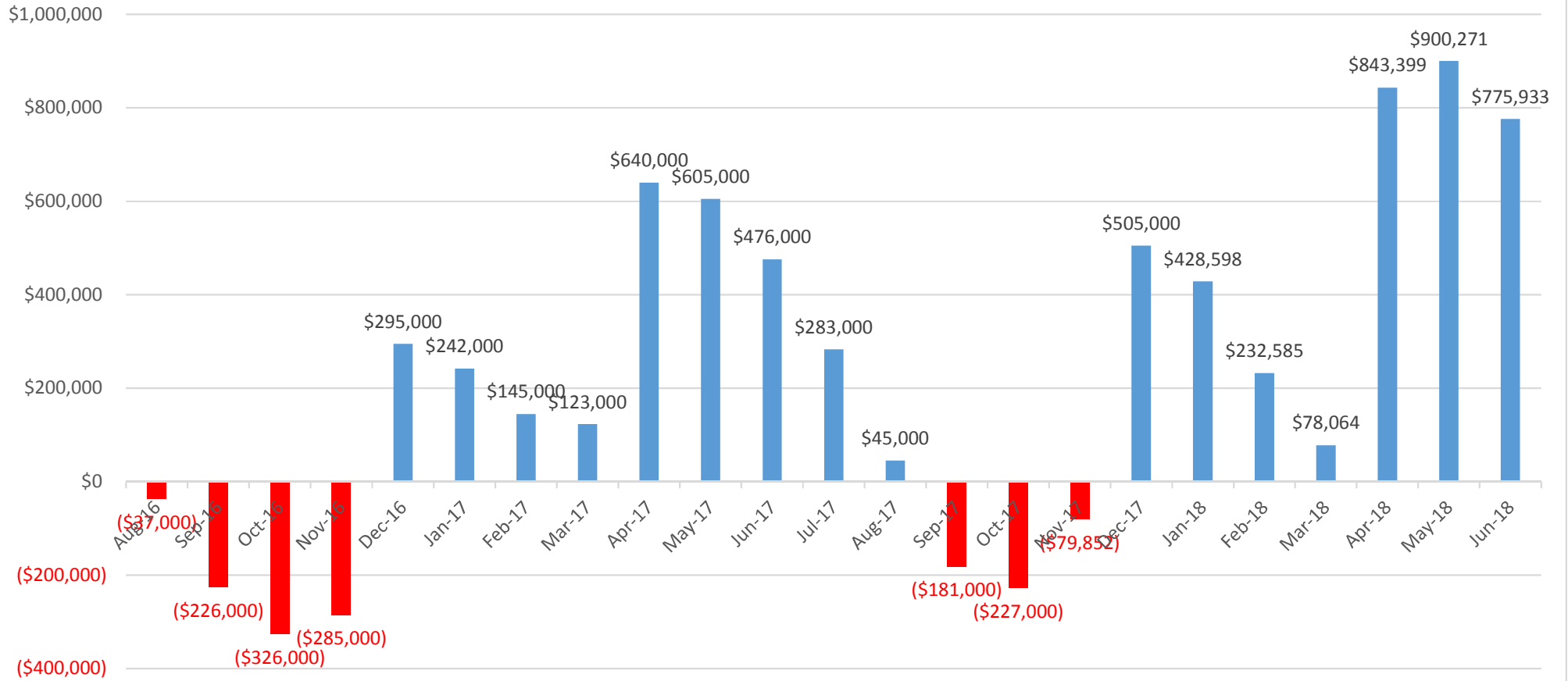
Payment Type	Payable Count	Payment Count	Payment
Regular Checks	119	79	66,476.14
Manual Checks	0	0	0.00
Voided Checks	0	2	-537.20
Bank Drafts	4	4	105,412.78
EFT's	0	0	0.00
Totals	123	85	171,351.72

Fund Balances as of June 30, 2018	
Fire & Ambulance Department	
Fire Department Operating Reserve	1,618,810
Ambulance Department Operating Reserve	270,092
Subtotal Fire & Ambulance Department Operating Reserve Funds	1,888,902
Recommended Operating Reserve Fund Target (6 Months Operating Expenses)	1,112,969
Fire & Ambulance Department Operating Reserve Surplus / (Shortfall)	775,933
Wastewater Division	
Wastewater Capital Improvement Project Reserve	253,401
Wastewater System Connection & Capacity Charges	195,960
CWSRF Loan Agreement 14-813 Debt Reserve (Restricted for SLS 1-3 Debt Service)	171,537
Wastewater Operating Reserve Fund	335,544
Recommended Operating Reserve Fund Target (4 Months Operating Expenses)	554,896
Wastewater Operating Reserve Surplus / (Shortfall)	(219,352)
Water Division	
Water Capital Improvement Project Reserve	435,383
Water System Connection & Capacity Charges	9,704
Water Infrastructure R&R Reserve (MFC Debt Reserve)	65,341
Water Operating Reserve	528,461
Recommended Operating Reserve Fund Target (4 Months Operating Expenses)	528,461
Water Operating Reserve Surplus / (Shortfall)	-
Assessment Districts Restricted Funds	
Water Assessment District No. 9 Construction Funds	31,558
Water Assessment District No. 10 Construction Funds	26,421
Water Assessment District No. 10 O&M	103,197
Water Assessment District No. 10 Bond Reserve Fund	112,131
Subtotal Assessment Districts	273,306
Total District Designated & Operating Reserve Funds	3,884,232
Assessment District Funds	273,306
Combined Pooled Cash	4,157,538
Checking Account (General)	165,088
LAIF	3,858,818
York Insurance Deposit	14,601
BNY Mellon (AD #10 Bond Reserve)	118,031
Petty Cash	1,000
Combined Pooled Cash	4,157,538

COMBINED POOLED CASH BALANCE



Fire Department Operating Reserve Surplus / (Shortfall)



RUNNING SPRINGS WATER DISTRICT

MEMORANDUM

DATE: July 18, 2018
TO: Board of Directors
FROM: Ryan Gross, General Manager
SUBJECT: CONSIDER RECEIVING AND FILING THE FISCAL YEAR
ENDING 2018 ANNUAL BOARD AND EMPLOYEE EXPENSE
REPORT

RECOMMENDATION

Receive and file the Fiscal Year 2017/2018 Annual Board and Employee Expense Report.

REASON FOR RECOMMENDATION

Per Government Code Section 53065.5, the District is legally required to annually disclose any reimbursements paid in the preceding fiscal year that are at least one hundred dollars for each individual charge for services or product received.

BACKGROUND INFORMATION

Per Government Code Section 53065.5 each special district, as defined by subdivision (a) of Section 56036, shall, at least annually, disclose any reimbursement paid by the district within the immediately preceding fiscal year of at least one hundred dollars (\$100) for each individual charge for services or product received. "Individual charge" includes, but is not limited to, one meal, lodging for one day, transportation or a registration fee paid to any employee or member of the governing body of the district. The disclosure requirement shall be fulfilled by including the reimbursement information in a document published or printed at least annually by a date determined by that district and shall be made available for public inspection.

ATTACHMENTS

Attachment 1 - Fiscal Year Ending 2018 Annual Board and Employee Expense Report

Running Springs Water District
Employee Expenses Reimbursed by the District
Expenses Incurred on Behalf of the District
Fiscal Year: July 1, 2017 - June 30, 2018

ATTACHMENT 1

Employee	Date	Description	Employee		Registration				Meals	Mileage	Medical	Boots	Uniform	Total
			Development	Misc.	Fees	Lodging	Parking							
Aberg, Rob	9/14/2017	Medical Reimbursement								503.31				503.31
Aberg, Rob	12/21/2017	Medical Reimbursement								435.00				435.00
Aberg, Rob	12/21/2017	Medical Reimbursement								219.98				219.98
Aberg, Rob	1/4/2018	Medical Reimbursement								153.57				153.57
Aberg, Rob	6/7/2018	Paramedic Cert Reimburse	200.00											200.00
Benson, Scott	3/30/2018	Paramedic Cert Reimburse	184.00											184.00
Benson, Scott	4/11/2018	Paramedic Cert Reimburse	250.00											250.00
Borrie, Joe	8/24/2017	Boot Reimbursement									193.32			193.32
Citro, Tyler	3/30/2018	EMT Certification	107.00											107.00
Corley, George	7/5/2017	Medical Reimbursement								402.04				402.04
Corley, George	8/9/2017	Medical Reimbursement								377.04				377.04
Corley, George	9/11/2017	Medical Reimbursement								406.45				406.45
Corley, George	10/11/2017	Medical Reimbursement								377.04				377.04
Corley, George	11/16/2017	Medical Reimbursement								377.04				377.04
Corley, George	12/7/2017	Medical Reimbursement								431.45				431.45
Corley, George	1/4/2018	Medical Reimbursement								221.70				221.70
Corley, George	3/21/2018	Medical Reimbursement								428.28				428.28
Corley, George	4/6/2018	Medical Reimbursement								187.15				187.15
Corley, George	5/2/2018	Medical Reimbursement								232.15				232.15
Corley, George	6/13/2018	Medical Reimbursement								187.15				187.15
Davis, Matt	7/5/2017	Medical Reimbursement								485.22				485.22
Davis, Matt	11/30/2017	Medical Reimbursement								200.00				200.00
Davis, Matt	2/14/2018	Medical Reimbursement								5000.00				5000.00
Eaton, Joan	7/31/2017	Medical Reimbursement								271.17				271.17
Eaton, Joan	8/9/2017	Medical Reimbursement								135.00				135.00
Eaton, Joan	9/11/2017	Medical Reimbursement								200.07				200.07
Eaton, Joan	9/19/2017	Medical Reimbursement								318.71				318.71
Eaton, Joan	10/25/2017	Medical Reimbursement								600.00				600.00
Eaton, Joan	11/16/2017	Medical Reimbursement								300.58				300.58
Eaton, Joan	12/21/2017	Medical Reimbursement								345.26				345.26
Eaton, Joan	1/18/2018	Medical Reimbursement								708.42				708.42
Eaton, Joan	2/6/2018	Medical Reimbursement								455.39				455.39
Eaton, Joan	2/20/2018	Medical Reimbursement								909.95				909.95
Eaton, Joan	3/12/2018	Medical Reimbursement								2795.30				2795.30
Eaton, Joan	3/21/2018	Medical Reimbursement								837.87				837.87
Eaton, Joan	4/19/2018	Medical Reimbursement								948.11				948.11
Eaton, Joan	4/11/2018	Medical Reimbursement								657.00				657.00
Eaton, Joan	4/19/2018	Medical Reimbursement								748.30				748.30
Eaton, Joan	5/15/2018	Medical Reimbursement								595.42				595.42
Eaton, Joan	5/23/2018	Medical Reimbursement								426.90				426.90
Eaton, Joan	6/20/2018	Medical Reimbursement							22.89	658.46				681.35
Ellsberry, Rick	7/13/2017	Medic Recert Reimburse	270.00											270.00
Garvin, Shawn	10/18/2017	Training Reimbursement	150.00											150.00
Gonzalez, Cody	11/1/2017	Operator 1A Reimbursement	228.75											228.75
Granzow, Zach	4/6/2018	Medic Recert Reimburse	270.00											270.00
Gross, Ryan	9/11/2017	Gym Membership Reimburse		250.00										250.00
Jenkins, Kent	7/20/2017	Medical Reimbursement								786.26				786.26
Jenkins, Kent	9/6/2017	Medical Reimbursement								724.05				724.05
Jenkins, Kent	3/5/2018	Medical Reimbursement								4243.24				4243.24
Mayfield, Linda	7/20/2017	Medical Reimbursement								1002.37				1002.37
Mayfield, Linda	8/9/2017	Medical Reimbursement								101.50				101.50
Mayfield, Linda	8/17/2017	Medical Reimbursement								960.00				960.00
Mayfield, Linda	9/28/2017	Medical Reimbursement								485.00				485.00
Mayfield, Linda	10/19/2017	Medical Reimbursement								494.17				494.17
Mayfield, Linda	11/16/2017	Medical Reimbursement								480.00				480.00
Mayfield, Linda	12/21/2017	Medical Reimbursement								482.00				482.00
Mayfield, Linda	1/18/2018	Medical Reimbursement								480.00				480.00
Mayfield, Linda	1/29/2018	Medical Reimbursement								283.79				283.79
Mayfield, Linda	2/20/2018	Medical Reimbursement								732.00				732.00
Mayfield, Linda	3/21/2018	Medical Reimbursement								732.00				732.00
Mayfield, Linda	4/11/2018	Medical Reimbursement								657.00				657.00
Mayfield, Linda	4/19/2018	Medical Reimbursement								748.30				748.30
Mayfield, Linda	5/21/2018	Medical Reimbursement								788.30				788.30
Mayfield, Linda	6/13/2018	Medical Reimbursement								217.80				217.80
Mayfield, Linda	6/20/2018	Medical Reimbursement								772.00				772.00
Miller, Trevor	7/5/2017	Medical Reimbursement								295.00				295.00
Miller, Trevor	7/20/2017	Medical Reimbursement								144.23				144.23
Miller, Trevor	8/17/2017	Medical Reimbursement								105.81				105.81
Miller, Trevor	10/11/2017	Medical Reimbursement								132.55				132.55
Miller, Trevor	1/31/2018	Medical Reimbursement								187.46				187.46
Miller, Trevor	3/12/2018	Medical Reimbursement								214.00				214.00
Miller, Trevor	5/9/2018	Medical Reimbursement								841.40				841.40
Nikas, Nick	7/13/2017	Medical Reimbursement								319.20				319.20
Nikas, Nick	7/20/2017	Medical Reimbursement								930.50				930.50
Nikas, Nick	11/1/2017	Boot/Uniform Allowance									80.98			210.22
Nikas, Nick	2/9/2018	Medical Reimbursement								436.36				436.36

Running Springs Water District
Employee Expenses Reimbursed by the District
Expenses Incurred on Behalf of the District
Fiscal Year: July 1, 2017 - June 30, 2018

Employee	Date	Description	Registration										Total	
			Development	Misc.	Fees	Lodging	Parking	Meals	Mileage	Medical	Boots	Uniform		
Nikas, Nick	3/5/2018	Medical Reimbursement									478.00			478.00
Nikas, Nick	3/12/2018	Medical Reimbursement									410.86			410.86
Nikas, Nick	3/21/2018	Medical Reimbursement									1146.38			1146.38
Nikas, Nick	4/6/2018	Medical Reimbursement									523.65			523.65
Nikas, Nick	5/10/2018	Medical Reimbursement									369.00			369.00
Nikas, Nick	6/7/2018	Boot Reimbursement										102.05		102.05
Nikas, Nick	6/20/2018	Medical Reimbursement									150.80			150.80
Papadakis, John	7/20/2017	Medic Recert Reimburse	270.00											270.00
Scotti, Mike	9/11/2017	Medic Recert Reimburse	200.00											200.00
Shoopman, Tom	11/13/2017	Boot Reimbursement										100.00		100.00
Snow, Cody	7/20/2017	Medic Recert Reimburse	270.00											270.00
Strebel, Cindy	5/9/2018	Air-FareEMS Training		533.60										533.60
Vasquez, Mike	4/6/2018	Medical Reimbursement							496.00					496.00
Viero, Richard	8/3/2017	Medical Reimbursement								125.00				125.00
Viero, Richard	11/7/2017	Medical Reimbursement								283.75				283.75
Viero, Richard	11/22/2017	Medical Reimbursement								283.75				283.75
Viero, Richard	3/12/2018	Medical Reimbursement								250.40				250.40
Viero, Richard	3/28/2018	Uniform Reimbursement										204.71		204.71
Willemse, Dixi	7/31/2017	Medical Reimbursement								212.46				212.46
Willemse, Dixi	8/9/2017	Medical Reimbursement								194.27				194.27
Willemse, Dixi	8/17/2017	Medical Reimbursement								510.51				510.51
Willemse, Dixi	9/6/2017	Medical Reimbursement								172.00				172.00
Willemse, Dixi	10/2/2017	Medical Reimbursement								417.00				417.00
Willemse, Dixi	10/19/2017	Medical Reimbursement								2127.70				2127.70
Willemse, Dixi	1/4/2018	Medical Reimbursement								442.23				442.23
Willemse, Dixi	3/21/2018	Medical Reimbursement								2688.30				2688.30
Willemse, Dixi	4/6/2018	Medical Reimbursement								397.00				397.00
Willemse, Dixi	4/9/2018	Medical Reimbursement								122.23				122.23
Willemse, Dixi	5/22/2018	Medical Reimbursement								1086.74				1086.74
Willemse, Dixi	6/20/2018	Medical Reimbursement								884.40				884.40
Winter, Dave	12/4/2017	Uniform Reimbursement										166.06		166.06
Grand Total			\$2,399.75	\$783.60	\$0.00	\$0.00	\$0.00	\$0.00	\$518.89	\$54,589.20	\$476.35	\$500.01		\$59,267.80

RUNNING SPRINGS WATER DISTRICT

MEMORANDUM

DATE: July 18, 2018
TO: Board of Directors
FROM: Ryan Gross, General Manager
SUBJECT: CONSIDER CERTAIN EQUIPMENT AND MATERIALS BE DECLARED AS SURPLUS PROPERTY AND AUTHORIZE STAFF TO DISPOSE OF PROPERTY

RECOMMENDED BOARD ACTION

It is recommended that the Board of Directors consider certain equipment and materials surplus property and authorize staff to properly dispose of the property.

REASON FOR RECOMMENDATION

District staff has determined that the equipment, materials and/or property is no longer of any use or value to the District and recommends it be declared surplus and disposed of.

BACKGROUND

Periodically the District performs an inventory of outdated and unused items and then develops a listing of surplus property that is no longer of value to the District, and that should be properly disposed of. The following is a list of the property staff is recommending be declared surplus at this time:

Administration Division:

Radio Phone

Quantity: 1
Resale Value: 0
Brand: SSC
Recommendation: Disposal



Air Impact Tool

Quantity: 1

Resale Value: 0

Brand: CH Air Tool

Recommendation: Disposal



Administration Division:

Dishwasher

Quantity: 1

Resale Value: 0

Brand: GE

Recommendation: Disposal



RUNNING SPRINGS WATER DISTRICT

MEMORANDUM

DATE: July 18, 2018
TO: Board of Directors
FROM: Ryan Gross, General Manager
SUBJECT: **CONSIDER ADOPTING RESOLUTION NO. 15-18, CERTIFYING DELINQUENT CHARGES TO BE PLACED ON THE TAX ROLL FOR FISCAL YEAR 2018/2019**

RECOMMENDED BOARD ACTION

It is recommended that the Board of Directors adopt Resolution No. 15-18, Certifying Delinquent Charges to be placed on the Tax Roll for Fiscal Year 2018/2019 and authorize the General Manager to execute the Agreement for Collection of Special Taxes, Fees and Assessments.

REASON FOR RECOMMENDATION

This year, San Bernardino County has a new annual requirement for agencies applying special assessments and taxes to the tax roll. Agencies are required to fill out and submit the attached PDF agreement before the levy submittal deadline of August 10, 2018.

BACKGROUND INFORMATION

In summary, the agreement states that the Agency guarantees that the taxes and assessments being submitted to the County comply with all requirements of state law.

FISCAL INFORMATION

N/A

ATTACHMENTS

Attachment 1 – Resolution No. 15-18
Attachment 2 – Agreement

**RESOLUTION NO. 15-18
RESOLUTION OF THE BOARD OF DIRECTORS OF
RUNNING SPRINGS WATER DISTRICT CERTIFYING
DELINQUENT CHARGES TO BE PLACED ON THE TAX
ROLL FOR FISCAL YEAR 2018/2019**

WHEREAS, Water Code Section 31701 provides that this Board of Directors shall annually furnish to the Board of Supervisors of San Bernardino County a statement of those delinquent and unpaid charges for water and other services, or either, requested in writing by the owner of property served by the District which remain delinquent and unpaid for 60 days or more on July 1st of each year; and

WHEREAS, Water Code Section 31701.5 provides that any charges for water and other services or either shall be added to and become a part of the annual taxes next levied upon the property for which the charges are unpaid and upon the property subject to the charges for any other district services and shall constitute a lien on that property as of the same time and in the same manner as does the tax lien securing such annual taxes; and

WHEREAS, this Board of Directors has ascertained and identified delinquent and unpaid charges for water and other services requested in writing by the owner of the property that remained delinquent and unpaid for 60 days or more on July 1, 2018;

NOW, THEREFORE, BE IT RESOLVED by the Board of Directors of the Running Springs Water District as follows:

Section 1. Delinquent and unpaid charges for water and other services, or either, requested in writing by the owner of the property that remained delinquent and unpaid for 60 days or more on July 1, 2018, are attached to this resolution as “Exhibit A” and by this reference made a part thereof.

Section 2. The Secretary of this Board of Directors shall transmit a certified copy of this resolution to the Clerk of the Board of Supervisors of San Bernardino County so that each delinquency certified herein may be included on the tax bill prepared for the corresponding assessor's parcel number shown on “Exhibit A.”

ADOPTED this 18th day of July, 2018.

Ayes:

Noes:

Abstentions:

Absent:

President of the Board of Directors

ATTEST:

Assistant Board Secretary

CERTIFICATION

I, RYAN GROSS, ASSISTANT SECRETARY OF THE BOARD OF DIRECTORS OF THE RUNNING SPRINGS WATER DISTRICT, HEREBY CERTIFY THAT THE FOREGOING IS A FULL, TRUE AND CORRECT COPY OF THE RESOLUTION ADOPTED BY THE BOARD OF DIRECTORS OF SAID DISTRICT AT THE REGULAR MEETING OF SAID BOARD HELD ON THE 18TH DAY OF JULY, 2018, BY THE FOLLOWING VOTE:

AYES:

NOES:

ABSENT:

ABSTAIN:

Assistant Board Secretary
Running Springs Water District



RUNNING SPRINGS WATER DISTRICT
A MULTI-SERVICE INDEPENDENT SPECIAL DISTRICT

31242 Hilltop Boulevard • P.O. Box 2206
Running Springs, CA 92382

July 10, 2018

DELINQUENT WATER AND/OR WASTEWATER FEES
AGENCY WW22
ACCOUNT #SU02

The following delinquent water and/or wastewater fees are submitted for placement on the 2018-19 tax roll:

<u>PARCEL NUMBER</u>	<u>TOTAL DOLLARS</u>
0295071470000	428.13
0295101290000	481.25
0295132200000	351.96
0328224170000	530.28
0328263060000	456.25
0328301110000	373.58
0328371170000	428.80
<u>0328372060000</u>	<u>427.94</u>
8	3478.19

Also enclosed is a copy of Resolution 15-18 certifying the delinquent charges to be placed on the tax roll per District Ordinance No. 49. If there are any questions, please do not hesitate to call me at (909) 867-2766.

Sincerely,

Linda Mayfield, RSWD Billing Clerk



AUDITOR-CONTROLLER/TREASURER/TAX COLLECTOR
 AGREEMENT FOR COLLECTION OF SPECIAL
 TAXES, FEES, AND ASSESSMENTS
 FISCAL YEAR 2018-19

THIS AGREEMENT is made and entered into this 18 day of July, 2018, by and between the COUNTY OF SAN BERNARDINO, hereinafter referred to as "County" and the Running Springs Water District, hereinafter referred to as "District".

WITNESSETH:

WHEREAS, Government Code Sections 29304 and 51800 authorize the County to recoup its collection costs when the County collects taxes, fees, or assessments for any school district, special district, zone or improvement district thereof; and

WHEREAS, the District and County have determined that it is in the public interest that the County, when requested by District, collect on the County tax rolls the special taxes, fees, and assessments for District.

NOW, THEREFORE, IT IS AGREED by and between the parties hereto as follows:

1. County agrees, when requested by District as hereinafter provided to collect on the County tax rolls the special taxes, fees, and assessments of District, and of each zone or improvement District thereof.

2. When County is to collect District's special taxes, fees, and assessments, District agrees to notify in writing the Auditor-Controller (268 W. Hospitality Lane, 4TH floor, San Bernardino, CA 92415) of the County on or before the 10th day of August of each fiscal year of the Assessor's parcel numbers and the amount of each special tax, fee, or assessment to be so collected. Any such notice, in order to be effective, must be received by the Auditor-Controller by said date.

3. County may charge District an amount per parcel for each special tax, fee, or assessment that is to be collected on the County tax rolls by the County for the District, not to exceed County's actual cost of collection.

4. District warrants that the taxes, fees, or assessments imposed by District and collected pursuant to this Agreement comply with all requirements of state law, including but not limited to, Articles XIII C and XIII D of the California Constitution (Proposition 218).

5. District hereby releases and forever discharges County and its officers, agents and employees from any and all claims, demands, liabilities, costs and expenses, damages, causes of action, and judgments, in any manner arising out of District's responsibility under

this agreement, or other action taken by District in establishing a special tax, fee, or assessment and implementing collection of special taxes, fees or assessments as contemplated in this agreement.

6. The County Auditor/Controller has not determined the validity of the taxes or assessments to be collected pursuant to this contract, and the undersigned District hereby assumes any and all responsibility for making such a determination. The undersigned District agrees to indemnify, defend and hold harmless the County and its authorized officers, employees, agents and volunteers from any and all claims, actions, losses, damages, and/or liability arising out of this contract or the imposition of the taxes or assessments collected pursuant to this contract, and for any costs or expenses incurred by the County on account of any claim therefore, except where such indemnification is prohibited by law. If any judgment is entered against County or any other indemnified party as a result of action taken to implement this Agreement, District agrees that County may offset the amount of any judgment paid by County or by any indemnified party from any monies collected by County on District's behalf, including property taxes, special taxes, fees, or assessments. County may, but is not required to, notify District of its intent to implement any offset authorized by this paragraph.

7. District agrees that its officers, agents and employees will cooperate with County by answering inquiries made to District by any person concerning District's special tax, fee, or assessment, and District agrees that its officers, agents and employees will not refer such individuals making inquiries to County officers or employees for response.

8. District shall not assign or transfer this agreement or any interest herein and any such assignment or transfer or attempted assignment or transfer of this agreement or any interest herein by District shall be void and shall immediately and automatically terminate this agreement

9. This agreement shall be effective for the 2018/19 fiscal year.

10. Either party may terminate this agreement for any reason upon thirty days written notice to the other party. The County Auditor/Controller shall have the right to exercise County's right and authority under this contract including the right to terminate the contract.

11. County's waiver of breach of any one term, covenant, or other provision of this agreement, is not a waiver of breach of any other term, nor subsequent breach of the term or provision waived.

12. Each person signing this agreement represents and warrants that he or she has been fully authorized to do so.

IN WITNESS WHEREOF, the parties hereto have executed this agreement as of the day and year first above written.

District: Running Springs Water District

By: _____

Printed Name: Ryan Gross

Title: General Manager

Date: July 18, 2018

OSCAR VALDEZ,
AUDITOR-CONTROLLER/TREASURER/TAX COLLECTOR
SAN BERNARDINO COUNTY

By Authorized Deputy: _____

Printed Name: Linda Santillano

Title: Chief Deputy, Property Tax

Date: _____

RUNNING SPRINGS WATER DISTRICT

MEMORANDUM

DATE: July 18, 2018

TO: Board of Directors

FROM: George Corley, Fire Chief
Ryan Gross, General Manager

SUBJECT: CONSIDER ADOPTION OF RESOLUTION 16-18, FINDING THAT CERTAIN PROPERTIES LOCATED IN THE DISTRICT CONSTITUTE A PUBLIC NUISANCE AND ORDERING NOTIFICATION TO PROPERTY OWNERS AND SETTING A PUBLIC HEARING

RECOMMENDED BOARD ACTION

Consider adoption of Resolution No. 16-18, finding that certain properties located in the District constitute a public nuisance and ordering notification to property owners and setting a public hearing.

REASON FOR RECOMMENDATION

This is the next step for the current year in the Running Springs Fire Department's annual hazard abatement program.

BACKGROUND INFORMATION

On June 20, 2012 the Running Springs Water District (District) Board of Directors adopted Ordinance No. 38, amending Ordinance No. 37 and establishing procedures and fees for providing notice to abate weeds and fire hazard waste upon real property. Ordinance No. 36 was adopted on March 16, 2011, adopting procedures for abatement of hazardous weed and/or waste.

Running Springs Fire Department staff has inspected the properties listed in Exhibit A of Resolution 16-18 and found that those properties at the time of inspection materially hamper or interfere with the prevention or suppression of fire upon the property or adjacent properties or endanger the public safety by creating a fire hazard and therefore constitute a public nuisance.

The proposed resolution would: (1) declare that the properties listed in Exhibit A constitute a public nuisance; (2) direct the Fire Chief or his authorized representative to provide notice to the owners of the properties of a public hearing to be conducted on

September 19, 2018 at 9:00am and; (3) that the Board of Directors shall hear and consider all objections or protests to the proposed removal of weeds and/or waste.

FISCAL INFORMATION

N/A

ATTACHMENTS

Attachment 1 – Resolution 16-18

RESOLUTION NO. 16-18**RESOLUTION OF THE BOARD OF DIRECTORS OF
RUNNING SPRINGS WATER DISTRICT FINDING THAT
CERTAIN PROPERTIES LOCATED IN THE DISTRICT
CONSTITUTE A PUBLIC NUISANCE AND ORDERING
NOTIFICATION TO PROPERTY OWNERS AND SETTING A
PUBLIC HEARING**

WHEREAS, pursuant to Water Code section 31120, Running Springs Water District may exercise any of the powers, functions, and duties which are vested in, or imposed upon, a fire protection district pursuant to the Fire Protection District Law of 1987; and

WHEREAS, Running Springs Water District is authorized, pursuant to Water Code section 31120 and Health and Safety Code section 13879, to abate hazardous weeds and waste pursuant to the procedures set forth in Health and Safety Code section 14875 *et. seq.*; and

WHEREAS, pursuant to the procedures set forth in Health and Safety Code section 14875 *et. seq.* and Ordinance Nos. 36, 37 and 38, the Board of Directors of the Running Springs Water District may declare weeds growing upon streets, sidewalks, or private property a public nuisance that may be abated pursuant to the provisions therein; and

WHEREAS, the Fire Inspector of the Running Springs Water District or his or her authorized representative inspected the properties described in Exhibit "A," attached hereto and by this reference incorporated herein, and found that those properties materially hamper or interfere with the prevention or suppression of fire upon the property or adjacent properties or endanger the public safety by creating a fire hazard, and therefore constitute a public nuisance; and

WHEREAS, the Fire Inspector or his or her authorized representative has asked the Board of Directors to find and determine that said weeds and/or waste matter constitute a public nuisance and the Board desires to declare, by resolution, that said weeds constitute a public nuisance pursuant to California Health and Safety Code section 14875 *et seq.* and Ordinance Nos. 36, 37 and 38; and

WHEREAS, the Board of Directors desires to authorize the Fire Inspector or his or her authorized representative to provide notice to the owners of the properties described in Exhibit "A" of a public hearing to be conducted on September 19, 2018 at 9:00 am, pursuant to Health and Safety Code section 14890 *et seq.* and Sections 2.5 and 2.6 of Ordinance Nos. 36, 37 and 38; and

WHEREAS, at the public hearing, the Board of Directors intends to hear any or all objections or protests, if any, to the proposed removal of weeds;

NOW, THEREFORE, BE IT RESOLVED by the Board of Directors of the Running Springs Water District as follows:

Section 1. All of the recitals set forth above are true.

Section 2. The Board of Directors has determined and hereby declares that the

properties described in Exhibit “A,” attached hereto and by this reference incorporated herein, located within the Running Springs Water District’s boundaries contain weeds and/or waste that constitute a public nuisance pursuant to the provisions of Health and Safety Code section 14875 *et seq.*

Section 3. The Board of Directors directs the Fire Inspector or his authorized representative to provide notice to the owners of the properties described in Exhibit “A” of a public hearing to be conducted on September 19, 2018 at 9:00 am at which time the Board of Directors shall consider all objections or protests to the proposed removal of weeds. Notice shall be provided pursuant to the provisions of Health and Safety Code section 14890 *et seq.* and Sections 2.5 and 2.6 of Ordinance Nos. 36, 37 and 38.

Section 4. The Board of Directors further directs that at the time of the public hearing, the Board of Directors shall hear and consider all objections or protests, if any, to the proposed removal of weeds and/or waste, and may continue the hearing from time to time. Upon the conclusion of the hearing, the Board of Directors shall allow or overrule any or all objections, whereupon the Board of Directors shall acquire jurisdiction to proceed and perform the work of removing the public nuisance, and the decision of the Board of Directors shall be final, except as provided in Health and Safety Code sections 14920 and 14921.

ADOPTED this 18th day of July, 2018.

Ayes:

Noes:

Abstentions:

Absent:

President of the Board of Directors

ATTEST:

Board Secretary

EXHIBIT "A"
LIST OF PROPERTIES

BOOK 295		
Reference Number	Parcel Number	Street Address
1	0295-011-08	2363 Rim of World
2	0295-011-12	31409 Ocean View
3	0295-011-15	31417 Ocean View
4	0295-011-16	31419 Ocean View
5	0295-011-17	31421 Ocean View - FH
6	0295-012-15	31466 Frontier
7	0295-013-01	31401 Panorama
8	0295-013-13	Lot Panorama
9	0295-013-15	31475 Panorama
10	0295-013-16	31415 Panorama
11	0295-014-06	Lot Inspiration
12	0295-014-11	31487 Inspiration
13	0295-014-13	31478 Panorama
14	0295-014-14	31472 Panorama
15	0295-014-24	31414 Panorama
16	0295-015-11	31486 Inspiration
17	0295-015-12	31472 Inspiration
18	0295-016-03	31515 Hilltop
19	0295-016-04	Lot Hilltop
20	0295-016-05	31523 Hilltop
21	0295-016-44	31478 Pleasant
22	0295-016-53	31529 Hilltop
23	0295-016-56	31565 Hilltop
24	0295-016-59	31557 Hilltop
25	0295-016-62	Lot Hilltop
26	0295-016-72	31500 Pleasant
27	0295-022-01	2527 Sunset
28	0295-022-02	31517 Pleasant
29	0295-022-04	31531 Pleasant
30	0295-022-10	31603 Pleasant
31	0295-022-16	31616 Inspiration
32	0295-022-18	31600 Inspiration
33	0295-022-28	31532 Inspiration
34	0295-022-40	31549 Pleasant
35	0295-023-14	31607 Inspiration
36	0295-023-17	31623 Inspiration
37	0295-023-20	31616 Panorama
38	0295-023-23	31592 Panorama
39	0295-023-30	Lot Panorama
40	0295-023-31	Lot Panorama
41	0295-023-34	Lot Panorama

42	0295-023-35	Lot Panorama
43	0295-023-38	31560 Panorama
44	0295-023-41	31580 Panorama
45	0295-024-02	31483 Ocean View
46	0295-024-09	31460 Deerlick
47	0295-025-04	31515 Panorama
48	0295-025-08	Lot Panorama
49	0295-025-09	31561 Panorama
50	0295-025-12	Lot Panorama
51	0295-025-13	Lot Panorama
52	0295-025-21	31639 Panorama
53	0295-025-23	31638 Old City Creek
54	0295-025-26	31622 Old City Creek
55	0295-025-28	31600 Old City Creek
56	0295-025-35	31538 Ocean View
57	0295-025-36	Lot Ocean View
58	0295-025-37	Lot Ocean View
59	0295-025-38	31504 Ocean View
60	0295-025-39	Lot Ocean View
61	0295-025-42	31625 Panorama
62	0295-025-43	31631 Panorama
63	0295-025-46	31579 Panorama
64	0295-026-02	31477 Deerlick
65	0295-026-05	31517 Ocean View
66	0295-026-06	31531 Ocean View
67	0295-031-01	31557 Wagon Wheel
68	0295-031-19	31554 Luring Pines
69	0295-032-01	31553 Luring Pines
70	0295-033-03	Lot Silver Spruce
71	0295-033-04	31531 Silver Spruce
72	0295-033-15	31609 Silver Spruce - FH
73	0296-033-29	Lot Hilltop
74	0295-033-30	Lot Hilltop
75	0295-033-44	31576 Hilltop
76	0295-042-05	Lot Christmas Tree
77	0295-042-21	31767 Christmas Tree
78	0295-042-48	31641 Christmas Tree
79	0295-044-27	31676 Christmas Tree
80	0295-044-28	31670 Christmas Tree
81	0295-044-31	31652 Christmas Tree
82	0295-044-32	31644 Christmas Tree
83	0295-044-34	31634 Christmas Tree
84	0295-044-40	31662 Christmas Tree
85	0295-044-44	31631 Wagon Wheel
86	0295-045-03	31741 Wagon Wheel
87	0295-045-58	31809 Wagon Wheel
88	0295-045-59	Lot Christmas Tree

89	0295-051-07	31718 Luring Pines
90	0295-052-24	31808 Silver Spruce
91	0295-052-25	Lot Silver Spruce
92	0295-052-34	31740 Silver Spruce
93	0295-052-38	31698 Silver Spruce
94	0295-052-43	31646 Silver Spruce
95	0295-053-03	31649 Silver Spruce
96	0295-053-19	31727 Silver Spruce
97	0295-053-28	31788 Hilltop
98	0295-053-29	31778 Hilltop
99	0295-053-30	31768 Hilltop
100	0295-053-33	Lot Hilltop
101	0295-053-36	31720 Hilltop
102	0295-053-45	31648 Hilltop
103	0295-053-52	31793 Silver Spruce
104	0295-053-56	31671 Silver Spruce
105	0295-053-57	31748 Hilltop
106	0295-053-63	31693 Silver Spruce
107	0295-053-66	31660 Hilltop
108	0295-053-67	Lot Hilltop
109	0295-061-08	31663 Hilltop
110	0295-061-15	Lot Hilltop
111	0295-061-16	31732 Panorama
112	0295-061-17	Lot Panorama
113	0295-061-18	31741 Hilltop
114	0295-061-19	31749 Hilltop
115	0295-061-21	31765 Hilltop
116	0295-061-23	Lot Hilltop
117	0295-061-28	31829 Hilltop
118	0295-061-31	31822 Panorama
119	0295-061-44	31724 Panorama
120	0295-061-55	31646 Panorama
121	0295-061-60	31662 Panorama
122	0295-061-62	31627 Inspiration
123	0295-061-66	Lot Hilltop
124	0295-061-70	31701 Hilltop
125	0295-061-72	31821 Hilltop
126	0295-061-73	Lot Hilltop
127	0295-062-04	31669 Panorama
128	0295-062-17	31761 Panorama
129	0295-062-27	31845 Panorama
130	0295-062-32	Lot Old City Creek
131	0295-062-35	31772 Old City Creek
132	0295-062-36	Lot Old City Creek
133	0295-062-37	31752 Old City Creek
134	0295-062-40	31730 Old City Creek
135	0295-062-49	Lot Old City Creek

136	0295-062-50	Lot Old City Creek
137	0295-062-53	31725 Panorama
138	0295-062-57	31676 Old City Creek
139	0295-062-61	Lot Panorama
140	0295-062-64	31646 Old City Creek
141	0295-063-03	31745 Old City Creek
142	0295-063-05	Lot Old City Creek
143	0295-071-05	Lot Wagon Wheel
144	0295-071-06	Lot Wagon Wheel
145	0295-071-07	31816 Wagon Wheel
146	0295-071-14	2350 Avian
147	0295-071-22	2410 Secret
148	0295-071-23	Lot Secret
149	0295-071-24	2426 Secret
150	0295-071-28	Lot Wagon Wheel
151	0295-071-35	2470 Secret
152	0295-071-39	2492 Secret
153	0295-071-52	31865 Ridge
154	0295-071-73	Lot Secret
155	0295-072-05	2361 Secret
156	0295-072-06	Lot Chicago
157	0295-072-17	31860 Encina - FH
158	0295-081-01	2310 Deep Creek
159	0295-081-06	Lot Chicago
160	0295-081-11	2341 Avian
161	0295-081-16	2340 Secret
162	0295-081-17	2365 Avian
163	0295-081-18	2351 Avian
164	0295-081-20	2308 Deep Creek
165	0295-082-05	Lot Deep Creek
166	0295-082-06	Lot Deep Creek
167	0295-082-12	2344 Deep Creek - FH
168	0295-082-13	2346 Deep Creek - FH
169	0295-082-14	2350 Deep Creek - FH
170	0295-082-17	2358 Deep Creek - FH
171	0295-082-18	Lot Deep Creek
172	0295-082-30	31956 Encina - FH
173	0295-082-33	31930 Encina
174	0295-082-34	31922 Encina - FH
175	0295-082-35	31912 Encina - FH
176	0295-082-47	2315 Chicago
177	0295-082-48	Lot Chicago
178	0295-082-60	Lot Deep Creek
179	0295-082-61	2356 Deep Creek - FH
180	0295-082-62	31900 Encina - FH
181	0295-082-65	2320 Deep Creek
182	0295-083-05	2375 Deep Creek

183	0295-083-08	2369 Deep Creek
184	0295-083-10	2365 Deep Creek - FH
185	0295-083-11	Lot Deep Creek
186	0295-083-13	Lot Deep Creek
187	0295-083-18	2349 Deep Creek - FH
188	0295-083-24	2337 Deep Creek - FH
189	0295-083-25	2335 Deep Creek - FH
190	0295-083-26	2333 Deep Creek
191	0295-083-28	2367-B Deep Creek
192	0295-083-29	2367 Deep Creek - FH
193	0295-083-30	2357 Deep Creek - FH
194	0295-084-04	2396 Deep Creek
195	0295-084-06	2404 Deep Creek
196	0295-084-24	2390 Deep Creek
197	0295-091-07	2461 Scret
198	0295-091-14	Lot Secret
199	0295-091-28	31951 Encina - FH
200	0295-091-29	Lot Encina
201	0295-091-31	2404 Whispering Pines-FH
202	0295-091-38	2434 Whispering Pines
203	0295-091-55	31889 Encina - FH
204	0295-091-57	Lot Encina
205	0295-091-60	31879 Encina
206	0295-092-07	2409 Whispering Pines
207	0295-092-09	Lot Whispering Pines
208	0295-092-10	2401 Whispering Pines
209	0295-092-11	Lot Whispering Pines
210	0295-092-21	Lot Brookings
211	0295-092-22	Lot Brookings
212	0295-101-08	2452 Spring
213	0295-101-12	2492 Spring
214	0295-101-22	2544 Spring
215	0295-101-45	Lot Whispering Pines
216	0295-101-46	2531 Whispering Pines
217	0295-101-49	Lot Whispering Pines
218	0295-101-50	2503 Whispering Pines
219	0295-101-53	Lot Whispering Pines
220	0295-101-54	Lot Whispering Pines
221	0295-101-55	Lot Whispering Pines
222	0295-101-69	2552 Spring
223	0295-102-01	2424 Palo Alto
224	0295-102-05	2452 Palo Alto
225	0295-102-08	Lot Palo Alto
226	0295-102-15	2538 Palo Alto
227	0295-102-21	Lot Spring
228	0295-102-31	2485 Spring
229	0295-102-32	2479 Spring

230	0295-102-35	Lot Spring
231	0295-102-36	2445 Spring
232	0295-102-37	2439 Spring
233	0295-102-41	2509 Spring
234	0295-102-43	Lot Spring
235	0295-102-44	2537 Spring
236	0295-103-03	Lot Deep Creek
237	0295-103-32	2505 Palo Alto
238	0295-103-34	2493 Palo Alto
239	0295-103-43	2463 Palo Alto
240	0295-103-66	2516 Deep Creek
241	0295-104-02	Lot Edison
242	0295-104-04	Lot Edison
243	0295-104-05	Lot Edison
244	0295-104-06	Lot Edison
245	0295-104-07	Lot Edison
246	0295-104-11	Lot Spring
247	0295-104-12	Lot Spring
248	0295-104-13	Lot Spring
249	0295-104-14	Lot Spring
250	0295-104-15	Lot Spring
251	0295-104-16	Lot Spring
252	0295-111-01	2310 Hunsaker
253	0295-111-10	2392 Hunsaker
254	0295-111-12	2410 Hunsaker
255	0295-111-13	2420 Hunsaker
256	0295-111-19	2401 Deep Creek
257	0295-111-20	2399 Deep Creek
258	0295-111-24	Lot Deep Creek
259	0295-111-29	Lot Hunsaker
260	0295-112-13	Lot Hunsaker
261	0295-112-36	Lot Hunsaker
262	0295-121-22	32100 Cove
263	0295-121-25	Lot Cove Cr
264	0295-121-44	32140 Cove
265	0295-122-08	2541 Hunsaker
266	0295-122-27	2525 Hunsaker
267	0295-122-28	Lot Hunsaker
268	0295-122-29	2501 Oak
269	0295-123-07	Lot Oak
270	0295-124-04	Lot Fern
271	0295-124-05	Lot Fern
272	0295-124-11	32094 Hunsaker Way
273	0295-131-03	31821 Mistletoe
274	0295-131-14	2538 Secret
275	0295-131-19	31816 Hilltop
276	0295-131-20	31843 Hollow

277	0295-131-21	31849 Hollow
278	0295-131-26	31820 Hilltop
279	0295-131-29	Lot Secret
280	0295-131-30	31826 Hilltop
281	0295-131-32	2542 Secret
282	0295-131-35	2608 Secret
283	0295-131-43	2602 Secret
284	0295-131-47	Lot Mistletoe
285	0295-131-48	31884 Wagon Wheel
286	0295-132-05	2502 Whispering Pines
287	0295-132-11	Lot Whispering Pines
288	0295-132-12	2562 Whispering Pines
289	0295-132-15	Lot Whispering Pines
290	0295-132-34	2611 Secret
291	0295-132-52	2489 Secret
292	0295-132-57	2485 Secret
293	0295-132-61	2623 Secret
294	0295-133-13	2622 Secret
295	0295-133-14	2620 Secret - vl
296	0295-134-04	Lot Hilltop - (31914)
297	0295-134-10	31920 Hilltop
298	0295-134-11	31930 Hilltop
299	0295-134-20	31908 Hilltop
300	0295-141-07	Lot Hunsaker Dr
301	0295-143-02	32072 Hilltop
302	0295-143-03	Lot Hilltop
303	0295-143-12	32075 Hunsaker Way
304	0295-143-13	32081 Hunsaker Way
305	0295-143-23	Lot Hunsaker Way
306	0295-143-27	Lot Hunsaker Way
307	0295-143-28	32035 Hunsaker Way
308	0295-152-02	31307 Old City Creek
309	0295-152-03	31321 Old City Creek
310	0295-152-04	Lot Old City Creek
311	0295-152-05	Lot Old City Creek
312	0295-153-03	Lot Old City Creek
313	0295-153-04	Lot Old City Creek
314	0295-153-08	31585 Old City Creek
315	0295-153-10	31563 Old City Creek
316	0295-162-34	Lot Canon
317	0295-171-04	Lot Preston
318	0295-173-01	31810 Loma
319	0295-173-03	Lot Preston
320	0295-173-04	Lot Preston
321	0295-173-13	2701 Canon
322	0295-174-16	2814 View
323	0295-174-21	2809 View

324	0295-174-23	2801 View
325	0295-174-24	2797 View
326	0295-174-27	Lot Pine Cone
327	0295-174-28	Lot Preston
328	0295-174-29	Lot Preston
329	0295-174-30	2849 Preston
330	0295-174-31	Lot Preston
331	0295-174-32	2841 Preston
332	0295-174-33	Lot Preston
333	0295-174-34	Lot Preston
334	0295-174-35	Lot Preston
335	0295-174-36	Lot Preston
336	0295-174-37	Lot Preston
337	0295-174-56	2755 Preston
338	0295-174-60	2765 Preston
339	0295-174-64	Lot Preston
340	0295-174-65	Lot Preston
341	0295-174-70	2734 Circle
342	0295-174-71	2726 View
343	0295-175-10	2729 Circle
344	0295-176-01	2480 Preston
345	0295-181-15	31970 Pinecone
346	0295-181-19	31954 Pinecone
347	0295-181-20	31930 Pinecone
348	0295-181-21	Lot Pinecone
349	0295-181-23	31916 Pinecone
350	0295-181-24	31912 Pinecone
351	0295-181-28	2795 Snowflower
352	0295-181-31	Lot Snowflower
353	0295-181-32	2787 Snowflower
354	0295-181-35	2775 Snowflower
355	0295-181-36	2773 Snowflower
356	0295-181-38	2763 Snowflower
357	0295-181-39	Lot Snowflower
358	0295-181-40	Lot Snowflower
359	0295-181-45	Lot Snowflower
360	0295-181-51	31964 Pinecone
361	0295-181-52	Lot Pinecone
362	0295-182-08	2784 Snowflower
363	0295-182-21	2732 Snowflower
364	0295-191-09	2745 Mt View
365	0295-191-13	2727 Highland
366	0295-192-04	31929 Pinecone
367	0295-192-05	Lot Pinecone
368	0295-192-06	31939 Pinecone
369	0295-192-11	Lot Pinecone
370	0295-192-12	Lot Pinecone

371	0295-192-13	31981 Pinecone
372	0295-192-16	32011 Pinecone
373	0295-192-17	32019 Pinecone
374	0295-192-20	32037 Pinecone
375	0295-192-24	32053 Pinecone
376	0295-192-26	32061 Pinecone
377	0295-192-35	31907 Pinecone
378	0295-192-36	32045 Pinecone
379	0295-192-39	32031 Pinecone
380	0295-192-40	32083 Pinecone
381	0295-192-44	32075 Pinecone
382	0295-201-06	Lot Preston
383	0295-211-05	32123 West
384	0295-212-06	32143 Cove Cr
385	0295-212-07	Lot Cove Cr
386	0295-212-10	32159 Cove
387	0295-212-11	32161 Cove Cr
388	0295-212-17	32187 Cove Cr
389	0295-212-18	32179 Cove Cr
390	0295-213-04	32274 Parkland
391	0295-214-08	32188 Cove
392	0295-214-16	2542 Onaknoll
393	0295-214-25	2558 Onaknoll
394	0295-214-26	32295 Inadale
395	0295-214-33	32296 Inadale
396	0295-221-04	32118 Hunsaker
397	0295-221-06	2632 Dade
398	0295-221-07	32128 Hunsaker
399	0295-221-08	32144 Hunsaker
400	0295-223-01	32148 West
401	0295-223-11	2652 Dade
402	0295-223-13	Lot West
403	0295-224-02	32202 Fern
404	0295-224-03	32210 Fern
405	0295-224-04	32220 Fern
406	0295-224-05	32232 Fern
407	0295-225-03	32219 Fern
408	0295-225-06	32220 Mohan
409	0295-226-08	Lot West
410	0295-227-05	Lot West
411	0295-227-06	Lot West
412	0295-227-13	32235 West
413	0295-227-16	Lot West
414	0295-227-17	32259 West
415	0295-227-18	Lot West
416	0295-227-23	2662 East
417	0295-227-24	2674 East

418	0295-227-25	Lot East
419	0295-227-26	2696 East
420	0295-228-05	2623 Soutar
421	0295-228-10	Lot West
422	0295-228-16	32252 West
423	0295-228-17	2673 Soutar
424	0295-229-04	32352 Nordic
425	0295-231-34	32180 Hilltop
426	0295-231-36	2755 Valkyrie
427	0295-232-06	Lot RS School Rd
428	0295-232-08	Lot Canyon Park
429	0295-232-09	Canyon Park
430	0295-232-10	2845 Canyon Ct
431	0295-232-11	Lot Canyon Park
432	0295-233-01	R S School Rd
433	0295-271-18	32291 Pinecone
434	0295-271-20	3112 Bluebird
435	0295-271-21	Lot Bluebird
436	0295-271-28	3080 Bluebird
437	0295-271-29	Lot Bluebird
438	0295-271-30	Lot RS School Rd
439	0295-282-07	31304 Marcella
440	0295-283-02	Lot Catalina
441	0295-283-08	31321 Marcella
442	0295-283-10	31341 Marcella
443	0295-283-14	Lot Deerlick
444	0295-283-15	31387 Deerlick
445	0295-283-16	31395 Deerlick
446	0295-283-17	31409 Deerlick
447	0295-283-18	31423 Deerlick
448	0295-283-19	31435 Deerlick
449	0295-283-20	31451 Deerlick
450	0295-283-21	Lot Old City Creek
451	0295-283-24	31336 Old City Creek
452	0295-283-26	31318 Old City Creek
453	0295-283-27	Lot Old City Creek
454	0295-283-30	31290 Old City Creek
455	0295-283-31	31268 Old City Creek
456	0295-283-33	31300 Old City Creek
457	0295-284-01	31338 Deerlick
458	0295-284-03	31371 Lightfoot
459	0295-284-06	31389 Lightfoot
460	0295-284-07	31393 Lightfoot
461	0295-284-13	31446 Deerlick
462	0295-284-14	Lot Deerlick
463	0295-284-16	31400 Deerlick
464	0295-284-17	31388 Deerlick

465	0295-284-19	31376 Deerlick
466	0295-285-07	31469 Ocean View
467	0295-285-15	31396 Lightfoot
468	0295-285-20	31459 Ocean View
469	0295-286-01	31454 Ocean View
470	0295-291-08	2441 Rim of World
471	0295-291-09	2433 Rim of World
472	0295-291-21	31445 Ocean View
473	0295-291-24	Lot Lightfoot
474	0295-291-25	31364 Lightfoot
475	0295-291-30	31346 Lightfoot
476	0295-291-32	31353 Lightfoot
477	0295-292-01	31426 Ocean View
478	0295-292-06	31446 Ocean View
479	0295-301-04	32344 Parkland
480	0295-301-07	32316 Parkland
481	0295-302-03	32321 Parkland
482	0295-302-04	Lot Parkland
483	0295-302-07	2560 Idyllwild
484	0295-302-09	32332 Inadale
485	0295-304-02	Lot Fern
486	0295-304-07	32361 Fern
487	0295-304-11	2610 Valhalla
488	0295-304-12	2600 Valhalla
489	0295-304-14	32321 Fern
490	0295-305-01	2575 Idyllwild
491	0295-305-06	2530 Valhalla
492	0295-305-09	2568 Valhalla
493	0295-307-01	2549 Valhalla
494	0295-307-08	2550 Valkyrie
495	0295-307-12	2586 Valkyrie
496	0295-307-13	2590 Valkyrie
497	0295-307-16	2609 Viking
498	0295-307-20	2603 Valhalla
499	0295-307-22	2579 Valhalla
500	0295-307-24	32411 Fern
501	0295-307-33	32444 Fern
502	0295-308-01	2601 Thule
503	0295-311-01	32370 Nordic
504	0295-311-02	32364 Nordic
505	0295-311-07	32334 Nordic
506	0295-311-13	2645 East
507	0295-311-14	2677 East
508	0295-311-15	Lot Scandia
509	0295-312-01	32394 Nordic
510	0295-312-02	Lot Valhalla
511	0295-313-02	32392 Scandia

512	0295-313-03	2685 Valhalla
513	0295-313-07	32395 Nordic
514	0295-314-01	32352 Scandia
515	0295-314-03	32331 Nordic
516	0295-314-06	32355 Nordic
517	0295-314-09	2650 Valhalla
518	0295-314-10	2662 Valhalla
519	0295-314-11	2672 Valhalla
520	0295-314-12	Lot Valhalla
521	0295-315-01	32405 Scandia
522	0295-315-03	32385 Scandia
523	0295-315-05	Lot Scandia
524	0295-315-06	32355 Scandia
525	0295-315-07	32345 Scandia
526	0295-315-08	32335 Scandia
527	0295-321-01	2618 Viking
528	0295-321-02	32408 Nordic
529	0295-323-01	2689 Viking
530	0295-323-03	2665 Viking
531	0295-323-04	2655 Viking
532	0295-323-05	32435 Nordic
533	0295-323-06	Lot Valkyrie
534	0295-324-01	2646 Viking
535	0295-324-03	2666 Viking
536	0295-324-04	2676 Viking
537	0295-324-06	32426 Scandia
538	0295-325-02	32425 Scandia
539	0295-325-09	2720 Valkyrie
540	0295-325-10	2730 Valkyrie
541	0295-325-11	2740 Valkyrie
542	0295-325-12	2750 Valkyrie
543	0295-325-17	Lot Valkyrie
544	0295-326-06	32494 Scandia
545	0295-326-12	2615 Valkyrie
546	0295-327-01	2702 Thule
547	0295-327-03	2725 Valkyrie
548	0295-327-04	Lot Valkyrie
549	0295-327-05	32485 Scandia
550	0295-327-07	2690 Thule
551	0295-331-03	32550 Scandia
552	0295-331-07	32526 Scandia
553	0295-331-08	32520 Scandia
554	0295-332-01	32560 Thor
555	0295-332-04	32559 Thor
556	0295-332-08	32521 Scandia
557	0295-332-10	32531 Scandia
558	0295-332-16	32561 Scandia

559	0295-332-17	32565 Scandia
560	0295-341-02	2992 RS School Rd
561	0295-341-03	32367 Pinecone
562	0295-341-05	3011 Bluebird
563	0295-341-06	3030 Bluebird
564	0295-341-07	3053 Bluebird
565	0295-341-16	32310 Pinecone
566	0295-341-17	Lot Pine Cone
567	0295-351-05	3290 RS School Rd
568	0295-351-06	32412 Snow Cactus
569	0295-351-07	32421 Snow Cactus

BOOK 296

Reference Number	Parcel Number	Street Address
1	0296-012-38	Lot #4 Fredalba
2	0296-012-42	#8 Fredalba
3	0296-012-43	#9 Fredalba
4	0296-012-44	#10 Fredalba
5	0296-012-46	Lot Fredalba
6	0296-012-54	#6 Fredalba
7	0296-012-57	#11 Fredalba
8	0296-012-60	#12 Fredalba
9	0296-012-63	#13 Fredalba - FH
10	0295-012-66	#14 Fredalba
11	0296-012-69	#15 Fredalba - FH
12	0296-012-72	#16 Fredalba - FH
13	0296-012-76	Lot Fredalba
14	0296-012-79	#17 Fredalba - FH
15	0296-012-83	#1 Fredalba
16	0296-012-88	#18 Fredalba
17	0296-012-89	#7 Fredalba
18	0296-041-05	31244 Old City Creek
19	0296-041-10	31260 Old City Creek
20	0296-041-11	31256 Old City Creek
21	0296-041-12	2564 Rim of the World
22	0296-041-15	31248 Old City Creek
23	0296-041-27	2548 Rim of the World
24	0296-041-37	31103 Old City Creek
25	0296-041-41	Lot Old City Creek
26	0296-041-42	31221 Old City Creek
27	0296-041-43	Lot Old City Creek
28	0296-041-44	31144 Old City Creek
29	0296-041-46	Lot Old City Creek
30	0296-041-47	31236 Old City Creek
31	0296-052-04	Lot Fredalba
32	0296-052-06	30720 Fredalba
33	0296-211-18	Lot Pine Manor
34	0296-211-19	Lot Capehorn
35	0296-211-20	3320 Stonewall
36	0296-211-23	Lot Pine Manor
37	0296-211-24	Lot Pine Manor
38	0296-211-25	Lot Pine Manor
39	0296-211-28	32382 Pine Manor
40	0296-211-29	32355 Capehorn
41	0296-211-30	Lot Pine Manor
42	0296-211-32	32225 Cape Horn
43	0296-211-33	Lot Pine Manor

44	0296-211-34	Lot Capehorn
45	0296-211-44	Lot Pine Manor
46	0296-211-46	32383 Pine Manor
47	0296-211-47	Lot Pine Manor
48	0296-211-50	32484 Snowshoe
49	0296-211-52	32424 Snowshoe
50	0296-211-54	32457 Snowshoe Ln
51	0296-211-57	3454 Seymour
52	0296-211-65	Lot Seymour
53	0296-211-71	3526 Seymour
54	0296-221-16	Lot Seymour
55	0296-221-17	Lot Seymour
56	0296-221-18	Lot Seymour
57	0296-221-24	Lot Seymour
58	0296-221-40	Lot Seymour
59	0296-221-43	3500 Seymour
60	0296-231-06	32519 Snowshoe Ln
61	0296-232-09	Lot Seymour
62	0296-232-11	Lot Pine Manor
63	0296-232-20	3437 R S School Rd
64	0296-232-23	3434 Cobblestone
65	0296-232-24	Lot Cobblestone
66	0296-232-25	3455 Cobblestone
67	0296-232-26	Lot Sailview
68	0296-232-27	32592 Sailview
69	0296-232-29	Lot Snowshoe
70	0296-232-30	Lot Sailview
71	0296-232-31	32573 Sailview
72	0296-232-34	Lot Sailview
73	0296-232-82	3339 RS School Rd
74	0296-232-84	3371 R S School Rd
75	0296-261-01	30631 Ferndale
76	0296-261-03	30639 Ferndale
77	0296-261-05	Lot Ferndale
78	0296-261-06	Lot Ferndale
79	0296-261-07	30607 Ferndale
80	0296-271-02	30722 Live Oak
81	0296-271-10	30626 Live Oak
82	0296-271-11	30618 Live Oak
83	0296-271-13	30898 Live Oak
84	0296-271-14	30590 Live Oak
85	0296-271-17	30574 Live Oak
86	0296-271-18	30570 Live Oak
87	0296-271-24	Lot Live Oak
88	0296-271-25	Lot Live Oak
89	0296-271-26	30538 Live Oak
90	0296-271-27	30566 Live Oak

91	0296-271-29	30692 Live Oak
92	0296-272-07	30682 Knollview
93	0296-272-08	Lot Knollview
94	0296-272-09	30653 Live Oak
95	0296-272-11	30691 Live Oak
96	0296-272-13	30715 Live Oak
97	0296-272-14	30721 Live Oak
98	0296-272-15	30735 Live Oak
99	0296-272-18	30692 Knollview
100	0296-273-01	30671 Ferndale
101	0296-273-02	30675 Ferndale
102	0296-273-04	30683 Ferndale
103	0296-273-05	30687 Ferndale
104	0296-273-11	30705 Knollview
105	0296-273-12	30709 Knollview
106	0296-273-13	30695 Knollview
107	0296-273-14	30691 Ferndale
108	0296-274-03	30652 Ferndale
109	0296-274-04	Lot Ferndale
110	0296-274-05	Lot Ferndale
111	0296-274-06	30640 Ferndale
112	0296-274-07	30664 Ferndale
113	0296-274-08	30668 Ferndale
114	0296-274-09	30672 Ferndale
115	0296-274-10	Lot Ferndale
116	0296-274-11	30620 Ferndale
117	0296-274-26	30583 Live Oak
118	0296-274-28	30607 Live Oak
119	0296-274-30	30625 Live Oak
120	0296-274-31	Lot Ferndale
121	0296-274-38	Lot Ferndale
122	0296-274-39	30680 Ferndale
123	0296-274-42	30600 Ferndale
124	0296-274-43	30592 Ferndale
125	0296-274-45	30573 Live Oak
126	0296-274-46	Lot Ferndale
127	0296-274-49	Lot Ferndale
128	0296-274-50	30608 Ferndale
129	0296-275-03	30541 Live Oak
130	0296-275-06	30549 Live Oak
131	0296-275-07	Lot Live Oak
132	0296-275-08	30553 Live Oak
133	0296-275-09	30593 Ferndale
134	0296-275-10	30611 Ferndale
135	0296-275-11	30615 Ferndale
136	0296-275-12	30619 Ferndale
137	0296-275-13	30623 Ferndale

138	0296-275-14	Lot Ferndale
139	0296-275-15	30533 Live Oak
140	0296-275-16	Lot Live Oak
141	0296-281-01	Lot Knollview
142	0296-281-02	30715 Knollview
143	0296-282-02	30794 Knollview
144	0296-282-03	30790 Knollview
145	0296-282-11	30770 Knollview
146	0295-282-22	30730 Knollview
147	0296-282-34	30726 Knollview
148	0296-282-37	30716 Knollview
149	0296-282-38	30744 Knollview
150	0296-282-40	Lot Knollview
151	0296-282-41	30734 Knollview
152	0296-283-01	30763 Knollview
153	0296-283-02	30765 Knollview
154	0296-283-03	30767 Knollview
155	0296-283-04	30771 Knollview
156	0296-283-12	30789 Knollview
157	0296-283-13	30793 Knollview
158	0296-283-14	30797 Knollview
159	0296-283-25	30942 Old City Creek
160	0296-283-26	Lot Old City Creek
161	0296-283-28	30930 Old City Creek
162	0296-283-29	Lot Old City Creek
163	0296-283-30	Lot Old City Creek
164	0296-283-31	30918 Old City Creek
165	0296-283-32	Lot Old City Creek
166	0296-283-34	30962 Old City Creek
167	0296-283-35	Lot Old city Creek
168	0296-283-36	30954 Old City Creek
169	0296-283-38	30946 Old City Creek
170	0296-283-40	30777 Knollview
171	0296-284-01	Lot Old City Creek
172	0296-291-01	30655 Ferndale
173	0296-291-04	Lot Ferndale
174	0296-291-05	30737 Knollview
175	0296-291-06	30739 Knollview
176	0296-291-07	30743 Knollview
177	0296-291-21	Lot Knollview
178	0296-291-22	30659 Ferndale
179	0295-291-23	Lot Knollview
180	0296-301-04	30910 Old City Creek
181	0296-302-01	Lot Old City Creek
182	0296-302-06	Lot Old City Creek
183	0296-302-07	30969 Old City Creek
184	0296-302-14	Lot Old City Creek

185	0296-302-15	Lot Old City Creek
186	0296-302-16	31051 Old City Creek
187	0296-302-17	31063 Old City Creek
188	0296-302-18	Lot Old City Creek
189	0296-302-21	Lot Old City Creek
190	0296-303-01	Lot Old City Creek
191	0296-303-02	Lot Old City Creek
192	0296-303-03	Lot Old City Creek
193	0296-303-07	31022 Old City Creek
194	0296-303-08	Lot Old City Creek
195	0296-303-09	Lot Old City Creek
196	0296-303-10	Lot Old City Creek
197	0296-303-15	Lot Old City Creek
198	0296-303-16	30970 Old City Creek
199	0296-311-01	30376 Live Oak
200	0296-311-03	30368 Live Oak
201	0296-311-04	30362 Live Oak
202	0296-311-06	Lot Live Oak
203	0296-312-03	30357 Live Oak
204	0296-312-06	30371 Live Oak
205	0296-312-07	Lot Live Oak
206	0296-312-08	Lot Live Oak
207	0296-312-10	30409 Live Oak
208	0296-312-11	30413 Live Oak
209	0296-312-12	30417 Live Oak
210	0296-312-13	30421 Live Oak
211	0296-312-16	30433 Live Oak
212	0296-313-04	30520 Live Oak
213	0296-313-05	30516 Live Oak
214	0296-313-07	30508 Live Oak
215	0296-313-09	30500 Live Oak
216	0296-313-15	30440 Live Oak
217	0296-313-16	30436 Live Oak
218	0296-313-17	30432 Live Oak
219	0296-313-19	30424 Live Oak
220	0296-313-20	30422 Live Oak
221	0296-313-21	30416 Live Oak
222	0296-313-23	30408 Live Oak
223	0296-313-27	30386 Live Oak
224	0296-313-31	30444 Live Oak FH
225	0296-314-01	30532 Live Oak
226	0296-314-05	30513 Live Oak
227	0296-314-06	30517 Live Oak
228	0296-314-07	30521 Live Oak
229	0296-314-08	30525 Live Oak
230	0296-321-08	Lot Live Oak
231	0296-321-15	30300 Live Oak

232	0296-321-17	30322 Live Oak
233	0296-321-20	30308 Live Oak
234	0296-321-23	Lot Live Oak
235	0296-321-28	30344 Live Oak
236	0296-322-01	30301 Live Oak
237	0296-322-06	30313 Live Oak
238	0296-322-12	Lot Live Oak
239	0296-322-13	Lot Live Oak
240	0296-322-14	30437 Live Oak
241	0296-322-15	30441 Live Oak
242	0296-322-16	30445 Live Oak
243	0296-322-21	Lot Live Oak
244	0296-322-22	30469 Live Oak
245	0296-322-25	Lot Live Oak
246	0296-322-26	30485 Live Oak
247	0296-322-27	30489 Live Oak
248	0296-322-30	Lot Live Oak
249	0296-322-31	Lot Live Oak
250	0296-322-32	Lot Live Oak
251	0296-322-34	30307 Live Oak
252	0296-322-35	30321 Live Oak
253	0296-322-37	30457 Live Oak
254	0296-323-06	Lot Live Oak
255	0296-323-07	30460 Live Oak
256	0296-323-08	Lot Live Oak
257	0296-323-09	Lot Live Oak
258	0296-323-10	30476 Live Oak
259	0296-331-01	Lot Leprechaun
260	0296-331-02	Lot Leprechaun
261	0296-331-03	Lot Leprechaun
262	0296-331-04	Lot Leprechaun
263	0296-331-05	Lot Leprechaun
264	0296-331-06	30320 Leprechaun
265	0296-331-07	Lot Leprechaun
266	0296-331-08	Lot Leprechaun
267	0296-331-10	30214 Gremlin
268	0296-331-11	30213 Gremlin
269	0296-331-12	Lot Gremlin
270	0296-331-14	Lot Gremlin
271	0296-331-15	30259 Gremlin
272	0296-331-18	30246 Gremlin
273	0296-331-22	30208 Gremlin
274	0296-331-23	Lot Elfin
275	0296-332-03	Lot Leprechaun
276	0296-341-05	Lot Leprechaun
277	0296-342-05	30244 Enchanted
278	0296-342-06	Lot Enchanted

279	0296-342-07	30230 Enchanted
280	0296-342-08	30219 Leprechaun
281	0296-342-09	Lot Leprechaun
282	0296-342-13	Lot Leprechaun
283	0296-342-14	Lot Leprechaun
284	0296-342-20	Lot Leprechaun
285	0296-342-22	Lot Leprechaun
286	0296-342-25	Lot Leprechaun
287	0296-342-26	Lot Enchanted
288	0296-343-15	30179 Enchanted
289	0296-343-17	Lot Enchanted
290	0296-343-18	30191 Enchanted
291	0296-343-19	Lot Enchanted
292	0296-343-20	30201 Enchanted
293	0296-343-22	30265 Enchanted
294	0296-343-24	30243 Enchanted
295	0296-344-02	Lot Magic
296	0296-344-09	30200 Enchanted
297	0296-344-11	Lot Enchanted Way
298	0296-344-12	Lot Enchanted Way
299	0296-344-13	30184 Enchanted
300	0296-344-15	Lot Enchanted Way
301	0296-351-01	Lot Magic
302	0296-352-03	Lot Magic
303	0296-352-04	Lot Magic
304	0296-352-07	Lot Magic
305	0296-352-08	30016 Magic
306	0296-352-09	30172 Magic
307	0296-352-10	Lot Enchanted
308	0296-352-12	Lot Enchanted
309	0296-352-17	Lot Pixie
310	0296-352-18	Lot Pixie
311	0296-352-19	Lot Pixie
312	0296-352-20	Lot Pixie
313	0296-352-21	30083 Pixie
314	0296-352-22	Lot Pixie
315	0296-352-23	Lot Enchanted
316	0296-352-27	Lot Pixie
317	0296-353-01	30084 Pixie
318	0296-353-03	30076 Pixie
319	0296-353-05	30068 Pixie
320	0296-353-09	Lot Enchanted
321	0296-353-10	Lot Enchanted
322	0296-353-14	30046 Enchanted
323	0296-353-15	30042 Enchanted
324	0296-353-16	30038 Enchanted
325	0296-353-17	Lot Enchanted

326	0296-353-18	30031 Enchanted
327	0296-353-19	Lot Enchanted
328	0296-353-20	30033 Enchanted
329	0296-353-21	30039 Enchanted
330	0296-353-22	Lot Enchanted
331	0296-353-23	30047 Enchanted
332	0296-353-27	30065 Enchanted
333	0296-353-28	30071 Enchanted
334	0296-353-29	Lot Enchanted
335	0296-353-33	Lot Enchanted
336	0296-353-34	Lot Enchanted
337	0296-353-35	30129 Enchanted
338	0296-353-36	30139 Enchanted
339	0296-353-37	Lot Enchanted
340	0296-353-38	Lot Enchanted
341	0296-353-39	Lot Enchanted
342	0296-353-40	30177 Enchanted
343	0296-353-42	30097 Enchanted
344	0296-361-06	Lot Elfin
345	0296-361-15	Lot Skyline
346	0296-361-21	Lot Pixie
347	0296-361-23	Lot Pixie
348	0296-361-25	Lot Pixie
349	0296-361-26	Lot Pixie
350	0296-361-27	Lot Pixie
351	0296-361-28	Lot Pixie
352	0296-361-29	Lot Pixie
353	0296-361-30	30088 Pixie
354	0328-361-31	Lot Pixie
355	0296-362-04	Lot Skyline
356	0296-362-10	Lot Elfin
357	0296-363-01	Lot Pixie
358	0296-363-04	Lot Pixie
359	0296-363-05	Lot Pixie
360	0296-363-07	Lot Pixie
361	0296-363-08	Lot Pixie
362	0296-363-09	Lot Pixie
363	0296-363-10	Lot Pixie
364	0296-363-11	Lot Pixie
365	0296-363-15	Lot Magic
366	0296-363-19	Lot Magic
367	0296-363-20	Lot Magic
368	0296-371-15	30480 Fredalba Rd

BOOK 328

Reference Number	Parcel Number	Street Address
1	0328-081-24	Lot Two Bears Ct
2	0328-081-25	2328 Two Bears Ct
3	0328-081-26	Lot Two Bears Ct
4	0328-081-39	1962 Poplar
5	0328-091-14	Lot Old City Creek
6	0328-091-21	31116 Hilltop
7	0328-091-24	Lot Old City Creek
8	0328-091-36	Lot Rim of the World
9	0328-091-52	31212 Old City Creek
10	0328-091-53	Lot Old City Creek
11	0328-091-56	31307 Old City Creek
12	0328-091-57	31304 Easy Dr
13	0328-091-73	30977 Alder Ct
14	0328-091-78	Lot Alder Ct
15	0328-091-81	31080 Hilltop
16	0328-091-85	2470 Rim of the World
17	0328-091-87	Lot Easy
18	0328-091-88	Lot Easy
19	0328-201-01	31053 Outer Hwy 18 S
20	0328-201-07	31103 Outer Hwy 18 S
21	0328-201-08	31109 Outer Hwy 18 S
22	0328-201-10	31164 All View
23	0328-201-19	31096 Wild Oak
24	0328-202-07	Lot Outer Hwy 18 S
25	0328-202-09	31217 Outer Hwy 18 S
26	0328-202-14	Lot Outer Hwy 18 S
27	0328-202-15	31255 Outer Hwy 18 S
28	0328-202-24	Lot Spring Oak
29	0328-203-01	2175 Spring Oak
30	0328-204-01	31159 All View
31	0328-204-02	31161 All View
32	0328-204-03	31163 All View
33	0328-204-07	2158 Spring Oak
34	0328-204-08	2170 Spring Oak
35	0328-205-03	31145 Glen Oak
36	0328-205-06	31162 All View
37	0328-205-07	31160 All View
38	0328-211-02	31102 Glen Oak
39	0328-211-03	Lot Glen Oak
40	0328-212-01	31146 All View
41	0328-212-07	Lot Mountain Oak
42	0328-212-09	31112 Mountain Oak
43	0328-212-10	31100 Mountain Oak

44	0328-212-11	31090 Mountain Oak
45	0328-212-19	31109 Glen Oak
46	0328-213-01	31051 Glen Oak
47	0328-213-18	31083 Mountain Oak
48	0328-214-05	31147 All View
49	0328-214-06	31149 All View
50	0328-214-07	31151 All View
51	0328-214-10	31157 All View
52	0328-214-18	2260 Spring Oak
53	0328-214-24	2286 Spring Oak
54	0328-215-07	Lot Spring Oak
55	0328-215-09	Lot Spring Oak
56	0328-215-10	Lot Spring Oak
57	0328-221-02	31160 Summit
58	0328-221-03	31150 Summit
59	0328-221-05	31130 Summit
60	0328-222-07	31173 Summit
61	0328-222-13	31140 Valley Oak
62	0328-222-20	31141 Summit
63	0328-222-24	31125 Summit
64	0328-223-01	31125 Valley Oak
65	0328-223-02	31135 Valley Oak
66	0328-223-04	31157 Valley Oak
67	0328-223-05	31167 Valley Oak
68	0328-223-08	31124 All View
69	0328-223-09	Lot All View
70	0328-223-11	31116 All View
71	0328-224-01	31117 All View
72	0328-224-02	31119 All View
73	0328-224-07	31129 All View
74	0328-224-10	Lot All View
75	0328-224-11	31137 All View
76	0328-224-16	Lot Spring Oak
77	0328-224-17	2344 Spring Oak
78	0328-224-26	Lot Spring Oak
79	0328-225-03	2405 Spring Oak
80	0328-225-04	2401 Spring Oak
81	0328-225-05	2391 Spring Oak
82	0328-225-07	Lot Spring Oak
83	0328-225-09	2363 Spring Oak
84	0328-231-05	31106 All View
85	0328-231-06	Lot All View
86	0328-231-08	31094 All View
87	0328-231-12	31052 All View
88	0328-231-13	31042 All View
89	0328-232-02	2418 Spring Oak
90	0328-232-03	2422 Spring Oak

91	0328-232-05	2430 Spring Oak
92	0328-232-07	2438 Spring Oak
93	0328-232-13	Lot Spring Oak
94	0328-232-16	Lot Spring Oak
95	0328-232-19	2492 Spring Oak
96	0328-232-27	31101 All View
97	0328-232-30	31107 All View
98	0328-232-32	31111 All View
99	0328-232-33	Lot All View
100	0328-233-06	Lot Spring Oak
101	0328-233-07	2485 Spring Oak
102	0328-233-12	2471 Spring Oak
103	0328-233-15	2461 Spring Oak
104	0328-233-17	2449 Spring Oak
105	0328-233-21	Lot Spring Oak
106	0328-233-22	2429 Spring Oak
107	0328-233-23	Lot Spring Oak
108	0328-233-24	2425 Spring Oak
109	0328-233-25	Lot Spring Oak
110	0328-233-28	2435 Spring Oak
111	0328-241-06	30990 Glen Oak
112	0328-241-12	30930 Glen Oak
113	0328-241-13	30920 Glen Oak
114	0328-241-14	30916 Glen Oak
115	0328-241-15	30914 Glen Oak
116	0328-241-16	Lot Glen Oak
117	0328-241-18	Lot Glen Oak
118	0328-241-19	30906 Live Oak
119	0328-241-21	30950 Scenic
120	0328-241-22	30960 Scenic
121	0328-241-38	30955 Wild Oak
122	0328-241-39	Lot Scenic
123	0328-241-40	30951 Wild Oak
124	0328-241-41	30949 Wild Oak
125	0328-241-42	30947 Wild Oak
126	0328-241-43	30957 Wild Oak
127	0328-241-44	30967 Wild Oak
128	0328-241-57	30904 Live Oak
129	0328-241-61	30960 Glen Oak
130	0328-242-03	30897 Glen Oak
131	0328-242-04	30915 Glen Oak
132	0328-242-10	30951 Glen Oak
133	0328-242-14	30989 Glen Oak
134	0328-242-20	31025 Glen Oak
135	0328-242-21	30892 Summit
136	0328-243-01	30891 Summit
137	0328-243-02	30895 Summit

138	0328-244-01	30901 Live Oak
139	0328-244-03	Lot Live Oak
140	0328-244-04	Lot Live Oak
141	0328-244-05	30909 Live Oak
142	0328-244-09	30894 Live Oak
143	0328-244-11	Lot Live Oak
144	0328-244-14	Lot Live Oak
145	0328-244-15	30890 Live Oak
146	0328-244-16	30884 Live Oak
147	0328-251-01	30974 Summit
148	0328-251-03	30954 Summit
149	0328-251-04	30942 Summit
150	0328-251-08	30902 Summit
151	0328-251-09	30922 Summit
152	0328-252-01	30901 Summit
153	0328-252-03	30919 Summit
154	0328-252-04	30929 Summit
155	0328-252-06	30949 Summit
156	0328-252-07	Lot Summit
157	0328-252-08	30969 Summit
158	0328-252-09	30960 Valley Oak
159	0328-252-10	30954 Valley Oak
160	0328-252-12	30936 Valley Oak
161	0328-252-14	30902 Valley Oak
162	0328-252-16	30888 Valley Oak
163	0328-252-18	30885 Summit
164	0328-252-19	30887 Summit
165	0328-253-01	30881 Valley Oak
166	0328-253-07	30929 Valley Oak
167	0328-253-08	Lot Valley Oak
168	0328-253-10	30957 Valley Oak
169	0328-253-11	30967 Valley Oak
170	0328-253-12	Lot Valley Oak
171	0328-253-13	30981 Valley Oak
172	0328-253-14	30966 All View
173	0328-253-15	30958 All View
174	0328-253-16	30948 All View
175	0328-253-19	30900 Acorn
176	0328-253-30	30868 Acorn
177	0328-253-31	30865 Live Oak
178	0328-253-32	30871 Live Oak
179	0328-253-33	30875 Live Oak
180	0328-253-34	30895 Acorn
181	0328-253-36	Lot Valley Oak
182	0328-253-37	30888 Acorn
183	0328-254-01	30880 Live Oak
184	0328-254-02	Lot Live Oak

185	0328-254-03	30876 Live Oak
186	0328-254-08	30864 Live Oak
187	0328-254-09	30862 Live Oak
188	0328-254-11	30854 Live Oak
189	0328-261-01	30846 Live Oak
190	0328-261-02	30840 Live Oak
191	0328-261-03	30834 Live Oak
192	0328-261-05	30820 Live Oak
193	0328-261-06	30812 Live Oak
194	0328-261-08	30796 Live Oak
195	0328-261-10	30778 Live Oak
196	0328-261-14	30754 Live Oak
197	0328-261-15	30804 Live Oak
198	0328-262-02	30906 All View
199	0328-262-05	30886 All View
200	0328-262-09	30858 All View
201	0328-262-12	30832 All View
202	0328-262-13	30806 All View
203	0328-262-14	30792 All View
204	0328-262-16	30805 Live Oak
205	0328-262-20	30827 Live Oak
206	0328-262-21	30833 Live Oak
207	0328-262-22	30837 Live Oak
208	0328-262-25	30852 All View
209	0328-262-26	30821 Live Oak
210	0328-263-04	30805 All View
211	0328-263-05	30813 All View
212	0328-263-06	30823 All View
213	0328-263-07	30831 All View
214	0328-263-08	30841 All View
215	0328-263-09	30849 All View
216	0328-263-20	Lot All View
217	0328-263-21	Lot All View
218	0328-263-22	Lot All View
219	0328-263-25	30969 All View
220	0328-271-04	31064 Summit
221	0328-271-10	31020 Summit
222	0328-271-11	31016 Summit
223	0328-271-13	Lot Summit
224	0328-271-14	Lot Summit
225	0328-271-15	30984 Summit
226	0328-272-01	30979 Summit
227	0328-272-02	Lot Summit
228	0328-272-09	31047 Summit
229	0328-272-10	31055 Summit
230	0328-272-11	31065 Summit
231	0328-272-14	31091 Summit

232	0328-272-15	31097 Summit
233	0328-272-16	31101 Summit
234	0328-272-18	31120 Valley Oak
235	0328-272-19	Lot Valley Oak
236	0328-272-20	31100 Valley Oak
237	0328-272-22	Lot Valley Oak
238	0328-272-27	31036 Valley Oak
239	0328-272-29	Lot Valley Oak
240	0328-272-30	Lot Valley Oak
241	0328-272-34	Lot Valley Oak
242	0328-272-35	30964 Valley Oak
243	0328-273-01	30987 Valley Oak
244	0328-273-03	Lot Valley Oak
245	0328-273-04	Lot Valley Oak
246	0328-273-12	31099 Valley Oak
247	0328-273-13	31105 Valley Oak
248	0328-273-14	31115 Valley Oak
249	0328-273-17	Lot All View
250	0328-273-18	Lot All View
251	0328-273-19	30992 All View
252	0328-273-20	30980 All View
253	0328-274-03	Lot All View
254	0328-274-05	30985 All View
255	0328-274-08	30975 All View
256	0328-281-01	30955 Hilltop
257	0328-281-06	1993 Willow
258	0328-282-02	1992 Willow
259	0328-283-01	2018 Poplar
260	0328-283-02	Lot Poplar
261	0328-283-03	2022 Poplar
262	0328-283-12	2072 Willow
263	0328-291-04	1957 Willow
264	0328-291-05	Lot Willow
265	0328-291-13	1913 Willow
266	0328-292-04	1983 Poplar
267	0328-292-05	1977 Poplar
268	0328-292-09	1943 Poplar
269	0328-292-11	1910 Willow
270	0328-301-05	31254 Oakleaf
271	0328-301-10	31202 All View
272	0328-301-11	31196 All View
273	0328-301-15	31182 All View
274	0328-301-16	31180 All View
275	0328-301-19	31172 All View
276	0328-302-07	31219 All View
277	0328-302-10	31277 Oakleaf
278	0328-303-08	31140 Outer Hwy 18 N

279	0328-303-15	31201 All View
280	0328-303-16	31211 All View
281	0328-311-04	1926 Wilderness
282	0328-311-05	1928 Wilderness
283	0328-311-06	1930 Wilderness
284	0328-311-12	1944 Wilderness
285	0328-311-19	31418 Oakleaf
286	0328-311-34	Lot Oakleaf
287	0328-312-05	1970 Wilderness
288	0328-312-19	1945 Fernside
289	0328-313-01	31301 Oakleaf
290	0328-313-03	31319 Oakleaf
291	0328-313-05	31337 Oakleaf
292	0328-313-17	31440 Pinehurst
293	0328-313-20	Lot Pinehurst
294	0328-313-24	31378 Pinehurst
295	0328-313-30	31322 Pinehurst
296	0328-313-31	31312 Pinehurst
297	0328-321-12	Lot All View
298	0328-322-07	31348 Firwood
299	0328-322-09	31328 Firwood
300	0328-322-18	31319 Pinehurst
301	0328-322-20	31337 Pinehurst
302	0328-322-31	31395 Pinehurst
303	0328-322-34	31373 Pinehurst
304	0328-322-36	31291 Pinehurst
305	0328-323-01	31406 Cedarwood
306	0328-323-05	31370 Cedarwood
307	0328-323-14	31297 Firwood
308	0328-323-17	31331 Firwood
309	0328-323-20	31359 Firwood
310	0328-323-21	Lot Firwood
311	0328-323-23	31389 Firwood
312	0328-326-01	31253 Glen View
313	0328-331-04	31435 Pinehurst
314	0328-331-10	Lot Firwood
315	0328-331-15	31444 Firwood
316	0328-332-08	31477 Firwood
317	0328-332-19	31580 Circle View
318	0328-332-22	31552 Cedarwood
319	0328-332-33	31450 Cedarwood
320	0328-332-34	31442 Cedarwodd
321	0328-333-06	2096 Wilderness
322	0328-334-16	31562 Circle View
323	0328-342-18	31484 Onacrest
324	0328-342-25	31520 Onacrest
325	0328-343-07	31495 Onacrest

326	0328-343-08	31501 Onacrest
327	0328-343-09	31511 Onacrest
328	0328-343-13	31540 Circle View
329	0328-343-18	31500 Circle View
330	0328-343-19	31496 Circle View
331	0328-343-20	31484 Circle View
332	0328-343-23	31456 Circle View
333	0328-344-01	31533 Circle View - FH
334	0328-344-08	31565 Circle View
335	0328-344-10	2120 Wilderness
336	0328-344-12	Lot Wilderness
337	0328-351-05	31449 Circle View
338	0328-351-06	31457 Circle View
339	0328-351-07	31469 Circle View
340	0328-351-08	31479 Circle View
341	0328-351-09	31489 Circle View
342	0328-351-12	31509 Circle View
343	0328-351-13	31513 Circle View
344	0328-351-16	31525 Circle View - FH
345	0328-351-17	Lot Circle View
346	0328-351-19	2256 Wilderness
347	0328-351-21	Lot Wilderness
348	0328-351-25	Lot Valley Ridge
349	0328-351-26	31518 Valley Ridge -FH
350	0328-351-27	31510 Valley Ridge
351	0328-351-28	31500 Valley Ridge - FH
352	0328-351-29	31490 Valley Ridge-FH
353	0328-351-30	31482 Valley Ridge-FH
354	0328-351-31	31474 Valley Ridge - FH
355	0328-351-32	31462 Valley Ridge - FH
356	0328-351-33	Lot Valley Ridge
357	0328-351-34	31442 Valley Ridge
358	0328-351-38	31403 Circle View
359	0328-351-40	2288 Wilderness - FH
360	0328-351-41	31430 Valley Ridge
361	0328-352-01	31393 Valley Ridge
362	0328-352-02	31401 Valley Ridge
363	0328-352-03	31407 Valley Ridge
364	0328-352-04	31413 Valley Ridge
365	0328-352-09	31471 Valley Ridge-FH
366	0328-352-10	31485 Valley Ridge-FH
367	0328-352-11	31497 Valley Ridge-FH
368	0328-352-12	Lot Valley Ridge
369	0328-352-13	2310 Wilderness
370	0328-352-14	2324 Wilderness
371	0328-352-15	31441 Valley Ridge
372	0328-362-07	31385 Overhill

373	0328-362-19	31370 Onacrest
374	0328-362-20	31362 Onacrest
375	0328-362-23	31340 Onacrest
376	0328-363-08	31317 Onacrest
377	0328-363-16	31401 Onacrest
378	0328-363-22	Lot Circle View
379	0328-363-23	31402 Circle View
380	0328-363-29	31336 Circle View
381	0328-363-39	31292 Circle View
382	0328-363-42	31374 Circle View
383	0328-364-01	31259 Circle View
384	0328-364-03	31271 Circle View
385	0328-364-04	31279 Circle View
386	0328-364-05	31283 Circle View
387	0328-364-06	Lot Circle View
388	0328-364-07	Lot Circle View
389	0328-364-08	Lot Circle View
390	0328-364-09	31299 Circle View
391	0328-364-12	31325 Circle View
392	0328-364-13	31335 Hilltop
393	0328-364-14	31347 Circle View
394	0328-364-15	31355 Circle View
395	0328-364-18	Lot Circle View
396	0328-364-19	31371 Circle View
397	0328-371-01	31480 Easy St
398	0328-371-02	31468 Easy St
399	0328-371-03	31460 Easy St
400	0328-371-04	31450 Easy St
401	0328-371-05	31438 Easy St
402	0328-371-06	31430 Easy St - FH
403	0328-371-09	31390 Easy St
404	0328-371-12	31362 Easy St
405	0328-371-14	31344 Easy St
406	0328-371-15	31336 Easy St
407	0328-371-17	31320 Easy St
408	0328-371-19	Lot Easy St
409	0328-372-02	31321 Easy St
410	0328-372-05	31361 Easy Dr
411	0328-372-06	31348 Easy Dr
412	0328-372-07	31334 Easy Dr
413	0328-372-08	31322 Easy Dr
414	0328-372-09	Lot Easy Dr
415	0328-372-10	31307 Easy St
416	0328-373-03	31341 Easy Dr
417	0328-373-04	31357 Easy Dr
418	0328-373-07	31383 Easy St - FH
419	0328-373-09	31405 Easy St - FH

420	0328-373-10	31419 Easy St - FH
421	0328-373-11	31423 Easy St
422	0328-373-15	31475 Easy St
423	0328-381-01	2031 Nob Hill
424	0328-381-04	2001 Nob Hill
425	0328-381-05	1993 Nob Hill
426	0328-381-17	Lot Nob Hill
427	0328-381-22	1857 Nob Hill
428	0328-382-03	1850 Nob Hill
429	0328-382-04	Lot Nob Hill
430	0328-382-08	1890 Nob Hill
431	0328-382-13	1930 Nob Hill
432	0328-382-14	1938 Nob Hill
433	0328-391-07	1781 Nob Hill
434	0328-391-08	31003 Nob Hill Cr
435	0328-391-09	30999 Nob Hill Cr
436	0328-391-10	30984 Nob Hill Cr
437	0328-391-12	30976 Nob Hill Cr
438	0328-391-16	Lot Nob Hill Cr
439	0328-391-19	30948 Nob Hill Cr
440	0328-391-20	30944 Nob Hill Cr
441	0328-391-21	30940 Nob Hill Cr
442	0328-391-24	30928 Nob Hill Cr
443	0328-391-25	30924 Nob Hill Cr
444	0328-391-29	Lot Nob Hill Cr
445	0328-391-30	Lot Nob Hill Cr
446	0328-391-33	30964 Nob Hill Cr
447	0328-392-02	Lot Nob Hill Cr
448	0328-392-04	30917 Nob Hill Cr
449	0328-392-07	Lot Nob Hill Cr
450	0328-392-08	Lot Nob Hill Cr
451	0328-392-11	Lot Nob Hill Cr
452	0328-392-13	30979 Nob Hill Cr
453	0328-392-14	Lot Nob Hill Cr
454	0328-392-15	Lot Nob Hill Cr
455	0328-392-16	Lot Nob Hill Cr
456	0328-392-17	1753 Nob Hill
457	0328-392-19	30925 Nob Hill Cr
458	0328-393-09	1768 Nob Hill
459	0328-393-10	Lot Nob Hill
460	0328-393-11	1802 Nob Hill
461	0328-393-14	1826 Nob Hill

Ryan Gross

From: vote=simplyvoting.com@email2.simplyvoting.com on behalf of Neil McCormick-CSDA <vote@simplyvoting.com>
Sent: Monday, July 09, 2018 8:00 AM
To: Ryan Gross
Subject: Reminder: 2018 Board of Directors Election - Voting

Dear Ryan Gross / SOUTHERN NETWORK:

Your district is a CSDA Regular Member in good standing and, as the main contact on file for the district, you are receiving this official electronic ballot to cast one vote on behalf of your district in CSDA's 2018 Board of Director's election for Seat A in SOUTHERN NETWORK. It is up to each district to determine their own process in terms of selecting a candidate to vote for in the election. In some cases the main contact will cast the vote solely while in others it is brought to the full Board of Directors for discussion and selection with the vote then cast by the main contact.

To vote, please visit: <https://CSDA.simplyvoting.com/>

Then enter your specific login information:

You may view and print candidate information through the above link, but must cast your vote electronically through the system. **The deadline to cast your district's vote is August 10, 2018.**

Ballots will be counted and confirmed on August 13.

Should you have any questions, please feel free to contact Beth Hummel at CSDA – 916-442-7887 or bethh@csda.net

Thank you!

[Unsubscribe](#)



**California Special
Districts Association**
Districts Stronger Together

2018 CSDA BOARD CANDIDATE INFORMATION SHEET

The following information **MUST** accompany your nomination form and Resolution/minute order:

Name: Jo MacKenzie

District/Company: Vista Irrigation District

Title: President, Board of Directors

Elected/Appointed/Staff: Elected

Length of Service with District: 26 years

1. Do you have current involvement with CSDA (such as committees, events, workshops, conferences, Governance Academy, etc.):

- President 2011, Vice President 2010, Treasurer 2008-2009
- CSDA Legislative Advocate of the Year 2010
- Finance Corporation 2007-present, President 2012, 2013, 2015- present
- Special District Leadership Foundation Board of Directors, Treasurer 2014-present
- Fiscal and Audit Committees; Membership Committee 2011- present
- Legislative Committee 2004-present; Chair, 2006-2010 and 2012
- San Diego Chapter, Board of Directors 1993-present, President 1998-2000
- Graduate of CSDA Governance Academy
- Attend Annual Conference and Legislative Days

2. Have you ever been associated with any other state-wide associations (CSAC, ACWA, League, etc.):

- ACWA: Past Board Director; Local Government, Chair 2014-2015 and Membership Committees
- ACWA Region 10 Board, Vice Chair, Alternate Chair, Director 1997-2010
- Special District Official of the Year by PublicCEO 2011

3. List local government involvement (such as LAFCO, Association of Governments, etc.):

- San Diego LAFCO, 1994-present, Current Chair; served on Advisory Committee for 14 years
- CALAFCO Board member
- Served on City of San Marcos Planning and Traffic Commissions
- Personally initiated the City of San Marcos Budget Review Committee in 1980, Chair 1996-2006

4. List civic organization involvement:

- San Marcos Chamber of Commerce, Lifetime Ambassador
- Graduate Leadership 2000, Cal State San Marcos
- Soroptimist International

****Candidate Statement-**Although it is not required, each candidate is requested to submit a candidate statement of no more than 300 words in length. Any statements received in the CSDA office after May 31, 2018 will not be included with the ballot mailing.

**Jo MacKenzie, Director
Vista Irrigation District**



- * DEDICATED * EXPERIENCED LEADER
- * FISCALLY RESPONSIBLE
- * COMMITTED TO SPECIAL DISTRICTS

I would be honored to continue representing the Southern Network on the CSDA Board of Directors.

I am dedicated to CSDA's mission and I pledge to continue building on CSDA's foundation of education programs, legislative advocacy, and public outreach. During my tenure, special districts have gained recognition as the third leg of local government. It is important that CSDA continues to be the voice of California's special districts in the Capitol.

Representing the Southern Network, I will bring to the California Special District Association years of experience in local government including LAFCO, and a strong understanding of how CSDA can best serve its members.

I have served as CSDA President, Treasurer, and the Chair of the Legislative Committee. I know the commitment and time it takes to be an effective board member. A flexible schedule is paramount to being a successful director. I have attended all board of directors and assigned committee meetings, read through a myriad of legislation, and hundreds of pages of Board packets in order to provide the leadership necessary for the association to run efficiently and effectively to serve the needs of the diverse special districts.

I have completed CSDA's Special District Leadership Academy, a requirement to serve on the Board. Under my leadership, my district, Vista Irrigation District, has obtained the Special District Leadership Foundation District of Distinction Accreditation, Gold, and the District Transparency Certificate of Excellence.

I believe it is important to the continued success and growth of CSDA that the Board of Directors remain committed to its **mission: to provide legislative advocacy, education, and member services for all special districts.**

Your district's vote will be greatly appreciated!



**California Special
Districts Association**

Districts Stronger Together

2018 CSDA BOARD CANDIDATE INFORMATION SHEET

The following information **MUST** accompany your nomination form and Resolution/minute order:

Name: Joseph Kelly

District/Company: Big Bear Airport District

Title: Director

Elected/Appointed/Staff: Elected Member - Board of Directors

Length of Service with District: 3.5 years

- Do you have current involvement with CSDA (such as committees, events, workshops, conferences, Governance Academy, etc.):

2016 Special District Leadership Academy

2018 Special District Leadership Academy

Association of San Bernardino County Special Districts Membership

- Have you ever been associated with any other state-wide associations (CSAC, ACWA, League, etc.):

Institute for Local Government - Public Engagement Certificate and Subscriber

Jefferson Madison Society, President

- List local government involvement (such as LAFCo, Association of Governments, etc.):

Contributor in Numerous Events/Meetings of:

City of Big Bear Lake

Bear Valley Municipal Water District

Big Bear Community Services District

Bear Valley Healthcare District

Bear Valley Unified School District

- List civic organization involvement:

Better Big Bear

Bear Valley Historical Society

Big Bear Business Bunch

Big Bear Pilots Association

****Candidate Statement** – Although it is not required, each candidate is requested to submit a candidate statement of no more than 300 words in length. **Any statements received in the CSDA office after May 31, 2018 will not be included with the ballot.**

**Joseph Kelly, Director
Big Bear Airport District**



**A Message from Joseph Kelly
Candidate for the California Special Districts Association
Board of Directors**

Hello, I am Joseph Kelly, your candidate for the California Special Districts Association (CSDA) Board of Directors. As an elected official, I understand the concept of serving our constituents. When elected to the CSDA Board, I will serve you.

CSDA is our "go to" organization, for training, support, data, answers and legislative outreach. During my tenure on the Big Bear Airport District Board of Directors, I have drawn on many of the resources provided by our membership in CSDA. These resources will not only continue, but get better with my input in Sacramento.

Technical innovations, communication and legislative support is what I bring to the table. I have no complaints about CSDA. To the contrary, I only seek to add my voice to make CSDA an ever improving association. I ask for your vote, the vote of your agency, to elect me to the CSDA Board of Directors.

Special Districts like yours provide vital services to a major portion of California. We as representatives require the support CSDA provides to help us carry out our responsibilities. We serve in every type of district from small rural areas to large metropolitan areas. One thing in common is that our constituents rely on us to provide services, without fail; and we are held accountable.

Each district faces its own challenges. In addition to these, some general concerns to me are:

- UNFUNDED MANDATES from Sacramento which are growing
- PREVAILING WAGE regulations impact on districts which don't have the large base of contractors
- NETWORKING AND COMMUNICATION between agencies to find solutions to problems in common
- ENCOURAGING INPUT from Special Districts as to their needs from CSDA

RUNNING SPRINGS WATER DISTRICT

MEMORANDUM

DATE: July 18, 2018
TO: Board of Directors
FROM: Ryan Gross, General Manager
SUBJECT: CONSIDER AUTHORIZING STAFF TO PAYOFF AMBULANCE
LOAN WITH MUNICIPAL FINANCE CORPORATION

RECOMMENDED BOARD ACTION

It is recommended that the Board of Directors authorize staff to payoff Municipal Finance Corporation (MFC) Loan for Ambulance purchased in 2015.

REASON FOR RECOMMENDATION

Savings of approximately \$970 in interest.

BACKGROUND INFORMATION

In October 2015 the Board of Directors authorized the purchase of a new ambulance in the amount of \$185,000. The District financed \$35,000 with MFC at 3.5% interest over 5 years.

FISCAL INFORMATION

If approved, the prepayment option of \$18,258.51 will be funded from the Ambulance Department Operating Reserve Fund.

ATTACHMENTS

Attachment 1 – \$35K Amortization Schedule

Installment Sale Agreement #16-000

Payments: Semi-annually in arrears

3.50%

PMT #	Due Date	Installment Payment	To Principal	To Interest	Prepayment Option
1	11/20/2016	\$3,845.64	\$3,233.14	612.50	31,766.86
2	5/20/2017	3,845.64	3,289.72	555.92	28,477.14
3	11/20/2017	3,845.64	3,347.29	498.35	25,129.85
4	5/20/2018	3,845.64	3,405.87	439.77	21,723.98
5	11/20/2018	3,845.64	3,465.47	380.17	18,258.51
6	5/20/2019	3,845.64	3,526.12	319.52	14,732.39
7	11/20/2019	3,845.64	3,587.82	257.82	11,144.57
8	5/20/2020	3,845.64	3,650.61	195.03	7,493.96
9	11/20/2020	3,845.64	3,714.50	131.14	3,779.46
10	5/20/2021	3,845.64	3,779.46	66.18	0.00
TOTALS:		<u>\$38,456.40</u>	<u>\$35,000.00</u>	<u>\$3,456.40</u>	

RUNNING SPRINGS WATER DISTRICT

MEMORANDUM

DATE: July 18, 2018

TO: Board of Directors

FROM: Randy Bobroff, Water Division Supervisor
Ryan Gross, General Manager

SUBJECT: CONSIDER AUTHORIZING EXPENDITURE FOR THE REPLACEMENT OF THE SIDEWINDER GROUNDWATER WELL LOWER PUMP AND MOTOR

RECOMMENDED BOARD ACTION

It is recommended that the Board of Directors authorize an expenditure for the replacement of the Sidewinder Groundwater Well Lower Pump and Motor for an amount not to exceed \$10,000.

REASON FOR RECOMMENDATION

The Sidewinder Groundwater Well Lower Motor failed.

BACKGROUND INFORMATION

The Sidewinder Groundwater Wells are the District's largest producing and while the system is down we are required to purchase more expensive imported water from CLAWA.

FISCAL INFORMATION

If approved, the funding source for this contract would be from the Water Capital Improvement Reserve Fund which has a balance of \$435,756 as of June 30, 2018.

ATTACHMENTS

Attachment – Quotes (to be provided at Board Meeting)

RUNNING SPRINGS WATER DISTRICT

MEMORANDUM

DATE: July 18, 2018
TO: Board of Directors
FROM: Ryan Gross, General Manager
SUBJECT: CONSIDER CUSTOMER OPT-OUT POLICY FOR AUTOMATIC METER READING (AMR) TECHNOLOGY UPGRADE PROJECT

RECOMMENDED BOARD ACTION

Consider a Customer Opt-Out Policy for the District's AMR Project.

REASON FOR RECOMMENDATION

The District has received the attached letter from a concerned customer regarding AMR technology.

BACKGROUND INFORMATION

Attachment 1 is a letter dated July 3, 2018 received from a concerned customer regarding AMR technology. The letter was also published in the Mountain Newspaper.

Attachment 2 is an article from the American Cancer Society regarding Smart Meters.

Attachments 3 and 4 are articles from Water Online and Black & Veatch regarding Smart Meters.

Attachment 5 is the information that Running Springs Water District has been providing to any concerned customer. This staff report and attachments will also be provided going forward.

Attachments 6 and 7 are examples of two opt-out applications.

FISCAL INFORMATION

If an opt-out policy is implemented the District would need to recover all costs through an opt-out fee.

ATTACHMENTS

Attachment 1 – July 3, 2018 Customer Letter
Attachment 2 – American Cancer Society Article

Attachment 3 – Water Online Article

Attachment 4 – Black & Veatch Article

Attachment 5 – RSWD & Zenner AMR Information

Attachment 6 – AMR Opt-Out Application Example 1

Attachment 7 – AMR Opt-Out Application Example 2

July 3, 2018

Dear Running Springs Water District:

Your AMR smart meter handout literature (1) (attached) is a not accurate.

Reading through the handout I noticed that the document references information elsewhere in it, but that information is missing. The document speaks about the "AMI" team which it does not define and no specific sources are given only a general statement and organization names. This indicates to me that the handout was thrown together without much thought. The handout is outdated and does not reference recent government and independent scientific studies on RF radiation exposures. Microwave/cell phone emission (RF radiation) studies have recently been concluded by the U.S. National Toxicology Program (2) and the Italian Ramazzini (3) study both linking cell phone radiation to heart and brain tumors as well as a host of other conditions.

If this handout is what sold the District on wireless meters, you have been lied to and I'm sure taken advantage of.

I as well as everyone who gets their water from the Running Springs Water District literally trust our lives with your knowledge, your skill, your thoroughness and mostly your integrity. To see something big like these wireless meters being introduced quietly without any fanfare, a completely outdated and inaccurate customer information brochure, and no hint of an "opt-out" feature is shameful and dishonest.

It is my hope that the people who live in these mountains will wake up and see all the old and the new un-tested wireless devices that we are being exposed to. Current industries are using the same tactics tobacco used when telling us that cigarettes are not harmful. What will happen to our children when they cram 5th Generation wireless down our throats?

I encourage Running Springs Water District Customers to strongly consider "opting out" of smart water meters requesting to keep the analog meter. It is our right to protect ourselves when others that we have relied on in the past have failed us.

Sincerely,

Paul Bender
Running Springs

Ref.

- (1) Comments on the Draft Report by the California Council on Science (CCST) and Technology "Health Impacts of Radio Frequency from Smart Meters" by Daniel Hirsch, 31 January 2011
<https://www.scribd.com/doc/99702245/Daniel-Hirsch-Report>

(2) U.S. National Toxicology Program: A.
https://ntp.niehs.nih.gov/ntp/about_ntp/trpanel/2018/march/tr595peerdraft.pdf

B.
https://ntp.niehs.nih.gov/ntp/about_ntp/trpanel/2018/march/tr596peerdraft.pdf

C.
NTP Study on Cell Phones and Cancer 2018: <https://mdsafetech.org/ntp-study-2016/>

D.
Scientific panel advises there is evidence for an association between both heart and brain cancers and cell phone radiation in large-scale animal study.

<https://ehtrust.org/clear-evidence-of-cancer-concludes-the-expert-panel-to-the-us-national-toxicology-program-on-cell-phone-radiation-study-findings/>

(3) Ramazzini Study On Radiofrequency Cell Phone Radiation: The World's Largest Animal Study On Cell Tower Radiation Confirms Cancer Link.

A. <https://www.sciencedirect.com/science/article/pii/S0013935118300367?via%3Dihub>

B. <https://ehtrust.org/worlds-largest-animal-study-on-cell-tower-radiation-confirms-cancer-link/>

=====END=====



Smart Meters

What are smart meters?

To use (and be billed for) utilities such as electricity, natural gas, or water, the amount you use must be measured. This is generally done with a meter. In the past, the data from the meters had to be read by a person. More recently, meters that automatically send usage information back to the product supplier have been used. These are called smart meters.

Smart meters have been used for a number of years in some developed countries, especially in parts of Europe. In recent years, they have been installed in some areas of the United States as well.

Concerns have been raised about the safety of smart meters, mainly because they give off the same kinds of radiofrequency (RF) waves as cell phones and Wi-Fi devices.

How do smart meters work?

Smart meters record the amount of the product (electricity, water, etc.) consumed over time. They differ from traditional utility meters in that they are electronic and can talk to a central computer system.

Smart meters talk to their central systems using RF transmissions, based on a cell phone, pager, satellite, radio, power line (PLC), Wi-Fi or Internet (TCP/IP) communication method. Internet and cell phone applications have become the preferred options because of their flexibility and ease of deployment.

How are people exposed?

Smart meters are typically installed outside the home, either in place of or as part of existing meters. How much RF energy that people are exposed to from the smart meter depends on how far they are from the smart meter antenna and how the smart meter sends its signal. The frequency and power of the RF waves given off by a smart meter are similar to that of a typical cell phone, cordless phone, or residential Wi-Fi router. Smart meters typically send and receive short messages about 1% of the time.

Because the smart meter antenna usually is located outside the home, people are much farther away from the source of RF waves than some other possible sources of exposure to RF radiation, such as personal cell phones and cordless phones. In addition, walls between the person and the smart meter's antenna further reduce the amount of RF energy exposure. This means that the amount of RF radiation that someone would be exposed to from a smart meter is probably much lower than the amount that they would be exposed to from other sources.

Can smart meters cause cancer?

Smart meters give off RF radiation. RF radiation is low-energy radiation. RF radiation doesn't have enough energy to remove charged particles such as electrons (ionize), and so is called non-ionizing radiation. Non-ionizing radiation has enough energy to move atoms in a molecule around or cause them to vibrate, which can lead to heat but it can't damage DNA directly.

RF radiation is classified by the International Agency for Research on Cancer (IARC), as "possibly carcinogenic to humans." This is based on the finding of a possible link in at least one study between cell phone use and a specific type of brain tumor. Because RF radiation is a possible carcinogen, and smart meters give off RF radiation, it is possible that smart meters could increase cancer risk. Still, it isn't clear what risk, if any there might be from living in a home with a smart meter.

It would be nearly impossible to conduct a study to prove or disprove a link between living in a house with smart meters and cancer because people have so many sources of exposure to RF and the level of exposure from this source is so small. Because, the amount of RF radiation you could be exposed to from a smart meter is much less than what you could be exposed to from a cell phone, it is very unlikely that living in a house with a smart meter increases risk of cancer. The World Health Organization has promised to conduct a formal assessment of the risks from RF exposure but this report is not yet available.

See *Microwaves, Radio Waves, and Other Types of Radiofrequency Radiation* (</cancer/cancer-causes/radiation-exposure/radiofrequency-radiation.html>) and *Cellular Phones* (</cancer/cancer-causes/radiation-exposure/cellular-phones.html>) for more information about the link between RF radiation and cancer risk.

Do smart meters cause any other health problems?

Smart meters have not been studied to see if they cause health problems. Studies have looked at RF radiation from other sources. Exposure to large amounts of RF radiation, as from accidents involving radar, has resulted in severe burns. No other serious health problems have been reported.

One concern expressed is that the RF waves produced by smart meters might interfere with electronic medical devices such as a heart pacemaker. A study that examined the effect of smart meters on pacemakers and implantable defibrillators found that the smart meters did not interfere with these devices.

Could smart meters cause health problems in cancer survivors?

While RF exposure might not cause cancer directly, concern has been voiced that cells in the body that have been damaged by exposure to some other substance might somehow be more likely to become cancerous when exposed to RF waves. In theory, this might be a concern for cancer patients being treated with ionizing radiation and/or medicines that might cause cancer themselves. Animal studies have not shown evidence of this and this effect has not been studied in people.

How can I reduce my exposure to RF radiation from smart meters?

There isn't much you can do to lower your exposure to RF radiation from smart meters. In some places where smart meters are being installed, people have the choice to opt in or opt out of having them, but this isn't an option everywhere.

It may be possible to lower exposure from cell phones and other sources of RF radiation. See *Microwaves, Radio Waves, and Other Types of Radiofrequency Radiation* (</cancer/cancer-causes/radiation-exposure/radiofrequency-radiation.html>) and *Cellular Phones* (</cancer/cancer-causes/radiation-exposure/cellular-phones.html>).

Because the low levels of energy from RF radiation have not been clearly shown to cause problems even at close range, it isn't clear that lowering exposure to RF radiation has health benefits.



From The Editor | November 13, 2013

Are Smart Meters Hazardous To Public Health?



By Kevin Westerling
@KevinOnWater

The correct answer seems to be that smart meters are safe, but the question itself could prove problematic for utilities.

Two things are very clear about smart water infrastructure: the tremendous savings potential for utilities (up to \$12.5 billion a year, worldwide) and the fast-paced level of adoption (market growth from \$2.3 billion in 2011 to \$20 billion in 2020). The bright-

looking future could get cloudy, however, if the anti-smart meter movement has its way. This relatively small but vocal contingent of protesters claims that the radiation emitted from smart meters — installed outside homes to record water usage — can bring about everything from headaches to cancer. If such fears take hold, it could inhibit the growth of the burgeoning advanced metering infrastructure (AMI) network.

A case in point comes from Saskatchewan, Canada, where earlier this month it was reported that Canadians 4 Safe Technology (C4ST) is attempting to stall the installation of 500,000 smart meters and 450 radio towers planned for the province by 2015. Though this instance relates to electric meters, the technology and related health concern is the same for smart water meters: data is transmitted via radio frequency (RF) waves, thereby emitting low-level environmental radiation. C4ST's CEO, Frank Clegg, argues that this radiation affects everyone differently, and that hypersensitivity to electromagnetic field (EMF) exposure can bring on memory loss, dizziness, fatigue, and altered heart rates. The claims remain unproven, but Clegg may garner a certain amount of credibility as the former president of Microsoft Canada.



Some individuals and groups, however, are decidedly more extreme (and less credible) with their claims. StopSmartMeters.org, through its collection of articles and links, not only ramps up the health concern to cancer, but warns that smart meters are a method of government surveillance. The organization also offers guidance on how to halt installations by municipalities or “opt out” on an individual basis. Perhaps the website has faithful readers in Baraboo, WI, where some residents who refused to allow smart water meters in their homes had their water supply cut off by the city in July.

Even if customers such as these are off base with their concerns, the action of refusing smart meters, as well as the municipality’s response, could open up an unwanted can of worms regarding privacy rights.

Real Risk Vs. Perceived Risk

Without dismissing all health-risk concerns entirely, at this juncture I tend to side with the preponderance of evidence gathered in scientific studies. Oh, and also with the American Cancer Society. Both suggest that the health risk associated with smart meters is slim to none.

The Public Utility Commission of Texas (PUCT), in response to citizens’ concerns, created a report based on its review of thousands of scientific research papers. PUCT concluded that “Decades of scientific research have not provided any proven or unambiguous biological effects from exposure to low-level radio frequency signals.”

Adds the American Cancer Society, specifically speaking on smart meters: “The actual risk of harm, if it exists, is likely to be extremely low.”

The World Health Organization’s International Agency for Research on Cancer (IARC) has classified RF radiation as “possibly carcinogenic to humans,” but it has never assessed smart meters in particular. Unfortunately, the quote has become hijacked as a main talking point for opposition groups. In truth, the IARC is merely considering the validity of studies linking *cell phone use* to tumors. Cell phones and smart meters do operate in the same frequency band (see the chart below), but the RF radiation given off by smart meters is diluted by distance and physical objects. You (hopefully) don’t see people holding smart meters up to their heads as they do with cell phones.

Frequency Range	Top End of Frequency Range (in Hz)	Designation or Abbreviation	Primary Use
Radio. Non-ionizing radiation.			
3 – 30 Hz	30	ELF	Submarine communications
30 – 300 Hz	300	SLF	Not commonly used; electrical power is in this range
300 – 3000 Hz	3,000	ULF	Military communications
3 – 30 kHz	30,000	VLF	Submarine communication
30 – 300 kHz	300,000	LF	Military, AM radio
300 kHz – 3 MHz	3 million	MF	AM radio, shortwave radio
3 – 30 MHz	30 million	HF	Amateur radio, CB radio, aviation radio
30 – 300 MHz	300 million	VHF	VHF TV, FM radio, amateur radio
300 MHz – 3 GHz	3 billion	UHF “microwave”	UHF TV, land-based mobile radio, cell phones, smart meters
3 – 30 GHz	30 billion	SHF “microwave”	WLAN, radars, industrial devices
30 – 300 GHz	300 billion	EHF “microwave”	Short range data transmission
Light. Non-ionizing radiation.			
300 GHz – 400 THz	400 trillion	Infrared (IR)	TV remote controls, heat lamps
400 THz – 770 THz	770 trillion	Visible (“light”)	Illumination
Ionizing radiation.			
750 THz – 30 PHz	30 quadrillion	Ultraviolet (UV)	Tanning beds, medical, industrial applications
30 PHz – 30 EHz	30 quintillion	X-Ray	Medicine, scientific, and industrial uses
more than 15 EHz	> 15 quintillion	Gamma ray	Medicine, scientific, and industrial uses

Types of radiation and their frequency ranges (Credit: Public Utility Commission of Texas)

Just like cell phones, radios, and over-the-air TVs, smart meters emit non-ionizing radiation, which is characterized by its inability to disrupt cell structures. This is notable because the word “radiation” conjures images of nuclear disasters or cancer therapy — forms of ionizing radiation that can disrupt cell structures.

Moving Forward With Smart Meters

Casting the fears aside, the benefits of smart meters and AMI are well documented for both the water utility and the customer. For utilities, the list includes O&M (meter reading) savings, accurate billing, customer engagement and satisfaction, and the reduction of non-revenue water. Customers can benefit from access to information on usage and cost, enabling them to modify behavior and take advantage of real-time (off-peak) pricing, as well as detect potentially expensive leaks.

Most homeowners seem quite happy with their smart meters, which is evidenced by the relatively small number of complaints and opt-outs as meters get installed by the thousands. The opposition of even a small minority can be powerful, however, since fear is a very powerful emotion. As AMI continues to become more widespread, you can be assured that the voices of dissent will grow louder, more plentiful, and more organized. The real danger, then, is not the smart meters themselves, but what people say about them.

The Opt-Out Challenge

By Jeff Evans, Executive Consultant, Black & Veatch

Published in the March/April 2012 issue of Electric Light & Power

Consumers have been realizing the benefits of Automatic Meter Reading (AMR) and Advanced Metering Infrastructure (AMI) systems for nearly two decades. Conservative industry estimates place the number of enabled meters currently installed in the United States at greater than 50 million. Yet, for all of the history associated with AMR and AMI, today utilities are encountering significant resistance to AMI and smart meter projects. This resistance has caught the ear of regulators who are requiring smart meter opt-out provisions.

Consumer resistance centers on issues related to safety, security, and/or privacy concerns and affects utilities planning and those who have already deployed their smart meter programs. Significant research and studies clearly document that smart meter RF transmissions present no harm to health or the environment, yet this is a key concern voiced by consumers. Utilities are implementing physical and cyber security programs to combat the threat of nefarious actions against the smart grid. Utility privacy policies - backed by state laws and regulatory orders - mandate that utilities protect customer privacy. So why are some customers fighting the smart grid so vigorously?

This article outlines the rise of customer resistance to smart meter programs, current and proposed opt-out provisions, the impact of opt-out provisions and proactive measures utilities can take to reduce challenges associated with smart meter opt-out programs.

RISE OF CONSUMER RESISTANCE

In the past, deployments of AMR were completed with little publicity. Consumers were often not aware that an RF transmitting meter had been installed at their house. Today, utilities are enabling and encouraging consumers to take ownership of their usage. Smart meters have become more top of mind because utilities recognize the benefits of implementing smart metering systems -from improving customer satisfaction and enabling operational efficiency, to reducing the cost of energy, to improving energy efficiency. Communicating these benefits to consumers has increased awareness of smart meter implementations.

The influx of smart grid/meter deployments is also raising awareness with consumers. The American Reinvestment and Recovery Act (ARRA) made \$3.4 billion available to utilities for smart meter implementation. However, the funding provided by ARRA only covered a portion of a particular utility's program and utilities are seeking recovery of the non-reimbursed portion of smart meters costs through rate cases with their respective regulators. This has resulted in wide spread perception that smart grid equals higher rates, overshadowing the long-term benefits the infrastructure will provide.

Smart grid infrastructure is not well understood outside of the industry. A lack of consumer knowledge has created tremendous opportunities for a small, yet powerful, contingent to spread misconception and fear. The advent of social media has made it easier for individuals to advocate beliefs to the

masses. While messages are not always substantiated by fact, publication provides credence. This is especially demonstrated in growing public concern in the areas of public health and privacy related to smart grid deployments

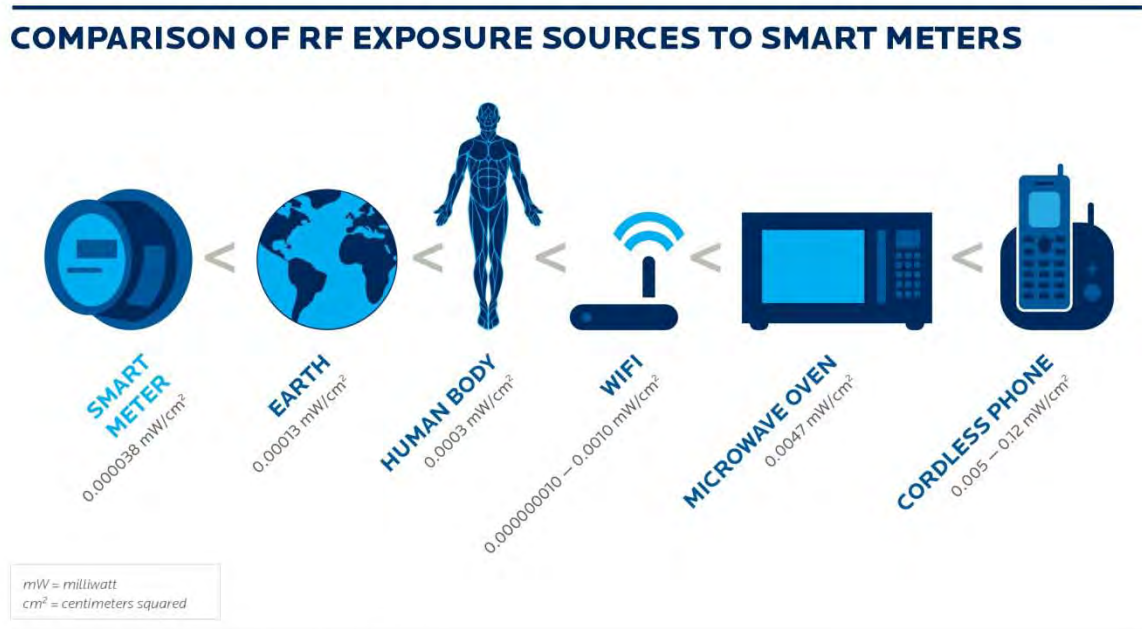
Chief among public health concerns is the belief that RF emissions from wireless smart meter implementations are harmful to human health. This concern is scientifically unfounded and has been addressed by independent analyses and publications (see Table 1).

Table 1

SPONSOR	TITLE/ PUBLICATION DATE
California Council on Science and Technology	Health Impacts of Radio Frequency from Smart Meters (January 2011)
The Economist, Technology Quarterly	Worrying about Wireless (Q3 2011 issue)
Maine Center for Disease Control and Prevention	Executive Summary of Review of Health Issues Related to Smart Meters (November 8, 2010)
Monterey County Health Department	Review of Health Issues Related to Smart Meters (March 2011)
City of Naperville, Naperville Smart Grid Initiative	Smart Meters, Household Equipment, and the General Environment (Pilot 2 RF Emissions Testing - Summary Report v2.0; November 10, 2011)

The magnitude of and permissible exposures associated with RF emissions are limited by the Federal Communications Commission (FCC). FCC limits are based on scientific study and fact. Actual RF emissions from smart meter implementations which have been studied are within permissible exposure levels. In fact, RF emissions from smart meter systems are significantly less than those from common devices such as cordless phones, microwave ovens and the natural RF emissions from the planet Earth. Smart meter RF emissions are even less than what you are exposed to from an individual standing next to you (see Figure 1).

Figure 1



1. Values calculated per 47CFR11.1310 for a typical usage scenario
2. Value for the smart meter exposure is for the exterior of the building and is based on the total exposure from electrical smart meter, gas smart meter, and ZigBee module (without the customer-optional HAN network). Interior exposures would be lower.

Derived from Public Utilities Commission of Nevada Docket No 11-10007, NV Energy filing submitted 12/2/2011

As seen in several utility commission proceedings, protection of personal information from cyber threat or from being sold to a third-party is also a primary concern for consumers. Customers want assurance that data provided to utilities will be protected from cyber threats and won't be provided to a third party without their consent.

Utilities already have privacy policies in place that establish methods for the handling and protection of personal customer data. Such policies also protect the interval usage information collected from a meter and require permission from a customer before releasing usage data to a third party. Many of these policies are mandated via statute or edict by the responsible oversight agencies and apply to smart meter systems.

Customer privacy is further protected based on the scope of data collected at the premise. Smart meters measure whole-house usage information that occurs over time. They do not measure consumption patterns of specific appliances within the home. Without specific, detailed information about customer appliances and customer habits, utilities are not capable of deciphering whole-house usage into individual appliance profiles.

Some utility smart meter programs enable Home Area Networks (HAN). A HAN allows consumers to monitor and control usage within their home and is evolving to include the ability to control appliances such as refrigerators and washer/dryers. This evolution drives further consumer concern about communication of information about personal habits. Utility privacy policies are intended to prohibit capture of HAN data without the permission of the customer.

REGULATORS REACT

As a result of growing consumer concerns, there is a growing surge of state and local agencies requiring utilities to offer opt-out options to customers who refuse to receive AMI meters. Table 2 highlights current state regulatory activity and resulting utility opt-out programs.

Table 2

STATE COMMISSION	REGULATORY ACTIVITY AND UTILITY OPT-OUT PROGRAMS
Maine Public Utilities Commission	<ul style="list-style-type: none"> ■ MPUC requires state’s utilities to implement opt-out programs. ■ Central Maine Power (www.cmpco.com) provides two opt out options (1) installation of an electro-mechanical meter for a one-time charge of \$40 and an ongoing monthly fee of \$12, (2) installation of a smart meter with the internal communications module in non-transmit mode for a one-time charge of \$20 and a monthly fee of \$10.50.
Oregon Public Utility Commission	<ul style="list-style-type: none"> ■ Oregon PUC requires state’s utilities to implement opt-out programs. ■ Portland General Electric provides one opt-out option that allows for the installation of a non-network-based meter for a one-time cost of \$254 and a monthly charge of \$51.
California Public Utilities Commission	<ul style="list-style-type: none"> ■ CPUC has ordered the initiation of a postponement list. Customers who request that a smart meter not be installed are added to this list. ■ On 2/1/2012, the CPUC ordered Pacific Gas & Electric to implement an analog meter opt-out option (application 11-03-014). The CPUC order includes a one-time charge of \$75 and a monthly fee of \$10.
Public Utilities Commission of Nevada	<ul style="list-style-type: none"> ■ PUCN opened a docket considering the implementation of four opt-out alternatives: analog meter, non-AMI digital meter, radio-off AMI meter, and reduced communications AMI meter. ■ NV Energy filed its cost proposal for each option – with one-time costs ranging from \$110 to \$280 and monthly charges ranging from \$0.90 to \$13.30. (Investigation Regarding NV Energy’s Advanced Service Delivery Program aka Smart Meter and its Implementation, 12/28/2011, Docket 11-10007) ■ The PUCN conducted a workshop on January 18, 2012 to discuss the opt-out options and is expected to rule in the near future. ■ NV Energy has also implemented a postponement list.
Other States	<ul style="list-style-type: none"> ■ Michigan Public Service Commission opened case no. U-17000 in January 2012 requiring the investigation of, among other things, opt-out options. ■ Regulators in Vermont and Arizona are informally investigating opt-out options but have not formally initiated dockets.

While not under the jurisdiction of state regulatory authorities, the Cities of Naperville, Illinois and Fort Collins, Colorado are both under pressure to consider opt-out alternatives. The City of Naperville, which allows customers to opt-out of smart meters for a charge (one-time charge of \$68, monthly charge of \$25), recently rejected the inclusion of a non-binding referendum during a future election for the rejection of smart meters. The City of Fort Collins is planning to allow for two opt-out alternatives: analog meter and daily register read only AMI meter. Charges associated with each option have not been determined.

IMPACTS TO CUSTOMERS

The costs to implement opt-out options are significant and could ultimately be incurred by all rate payers. As the opt-out population increases, the anticipated savings from smart meter programs decreases, again resulting in potentially higher rates for customers. In addition, benefits of smart meters associated with reliability and outage response are also compromised with opt-out participation.

Operational cost reductions, such as meter reading costs and truck rolls, decrease as the population of opt-out customers increases. For each meter that opts-out, a utility labor force must be retained and paid for to facilitate the collections process. Additionally, the meter reading solutions, applications, system integration and operations must be maintained for this small number of non-automated meters. Opt-out fees paid by the individual consumers, such as those highlighted in the Maine and Oregon programs, are intended to cover these additional costs.

Results in Maine and Oregon indicate only small number of customers will actually participate when faced with the costs associated with opt-out programs. However, this also presents an additional challenge to the utility. If the number of customers who opt-out is too low, the cost per customer increases significantly. As a result, utilities would need to recover non-covered opt-out costs from the entire rate base during their next general rate case.

TAKE THE INITIATIVE

As demonstrated in the California, Nevada and City of Naperville proceedings, a very small percentage of the consumer population can negatively influence the majority and force regulators to implement opt-out provisions. Short of directly challenging its customers and regulators, utilities should consider executing several steps to reduce the desire for opt-out within its customer base.

Demonstrate Opt-Out Impacts in Business Case

As evidenced by the commission proceedings in Maine, Oregon, and California, and by the leanings of commission proceedings in Nevada and Michigan, it is prudent for utilities to include the potential cost of postponement and/or opt-out in their smart meter business cases. Smart meter business cases assume the elimination of meter reading positions and associated infrastructure (handhelds, meter reading systems).

All facets of opt-out provisions should be considered and accounted for in your business case. For example, one opt-out option requires that analog meters be available for customers who do not want a smart meter. ANSI-certified analog meters are no longer made in North America. Utilities, vendors and the marketplace have long since determined that analog meters represent obsolete technology and

have been replaced by solid state meters. To enable an analog opt-out option, a refurbished analog meter must be used. This adds significant new testing and meter asset management efforts and costs on utility operations.

Several regulatory agencies have implemented postponement policies while investigating potential opt-out provisions. Implementing a postponement list allows consumers to delay installation of a smart meter at their premise. Postponing gives utilities the opportunity to educate customers about the benefits associated with smart meters and allows them to address customer concerns. Postponing is not efficient to a smart meter deployment as utilities realize economies of scale by deploying all meters on a route at once. Skipping a meter requires a return visit to the premise and an incremental cost. But postponing is preferable to opting out.

Educate Your Customers

The implementation of any complex solution that impacts customers in a noticeable way will always create consternation. Smart metering is a complex solution that most consumers don't fully understand. Utilities should communicate with their customers and stakeholders via multiple channels with the intent of educating. Educating your customers can alleviate misperceptions and diminish the fear that fuels resistance to smart grid programs.

Utilities should use their communications channels to provide facts and reduce concern about common issues. Several states and regulatory bodies have studied smart metering and made study results available. Make copies of independent studies and resource materials available via email, web or when talking with consumers at public outreach events.

Communicate utility policy about handling customer-specific information. Tell consumers how the smart grid will be secured. An appropriate level of detail can be communicated to consumers without revealing information that will place security at risk. Let your consumers know that meter transmissions are encrypted, network infrastructure and data centers are hardened, employee actions are managed, and systems are monitored. Utilities are implementing comprehensive cyber security plans and continually evolving security infrastructure and practice to protect against evolving threats. Make consumers aware that your organization is taking security seriously.

Finally, tell consumers when they can expect their new meter and what will happen during the installation process. Inform consumers of the capabilities they will now have as a result of the smart meter program. Let them know how they can manage their energy consumption and lower their utility bills.

Consumers today have greater awareness of utility operations and smart meter deployment plans. But increased awareness does not necessarily mean increased knowledge about the infrastructure. A lack of information provides a breeding ground for rumor, speculation and misconception. Utilities must prepare by developing well thought out business plans that outline the benefits of the smart meter program, as well as the true costs associated with potential opt-out plans. In addition, utilities must prepare, plan and implement comprehensive communication and educational outreach efforts. With

through advanced preparation, utilities can overcome customer resistance and potential challenges related to opt-out programs.

Jeff Evans

Jeff Evans is an Executive Consultant at Black & Veatch. He has 20 years of experience in the utility industry with a primary focus on Smart Grid and AMI solutions. He holds a BS in Mechanical Engineering and an MBA in Marketing and Management & Strategy. Reach him at EvansJ2@BV.com



EMI/RFI Health Risk Assessment

**No Health Threat
From Smart Meters**

Introduction

- Smart meters are transforming water and electricity transmission and distribution networks worldwide that use robust two-way communications, advanced sensors, and distributed computers to improve the efficiency, reliability and safety of power and water delivery use.
- The outcome of this technology is a better management of our assets locally and globally.
- There are unsubstantiated concerns that the smart meters being installed around the country and the world will cause ill health effects to members of the household where the meters are installed. Therefore, we examine the facts about the impact of radio frequency energy on the body, showing that the devices utilities install pose no threat of harm to humans.

Federal Jurisdiction for Safety of Radio Frequency Devices

- The Federal Communications Commission (FCC) has jurisdiction over the approval and use of radio frequency devices, whether a license is required for the devices or if unlicensed operation is allowed. FCC regulations are based on standards set by the Institute of Electrical and Electronic Engineers (IEEE) based on years of research by health professionals.
- The FCC has allocated some frequencies for unlicensed operation, allowing consumers to purchase products at Best Buy or Wal-Mart and install them in their homes. These devices operate at low power levels, enabling communications but posing no threat of health effects to humans. Examples include the WiFi routers already discussed, wireless baby monitors, computers and garage door openers.
- The FCC's second role is to approve radio devices for manufacture, import and sale. Regardless of whether the equipment operates on low power unlicensed channels or at higher power operations that require an authorization, each device must be tested to meet FCC standards which include health standards.

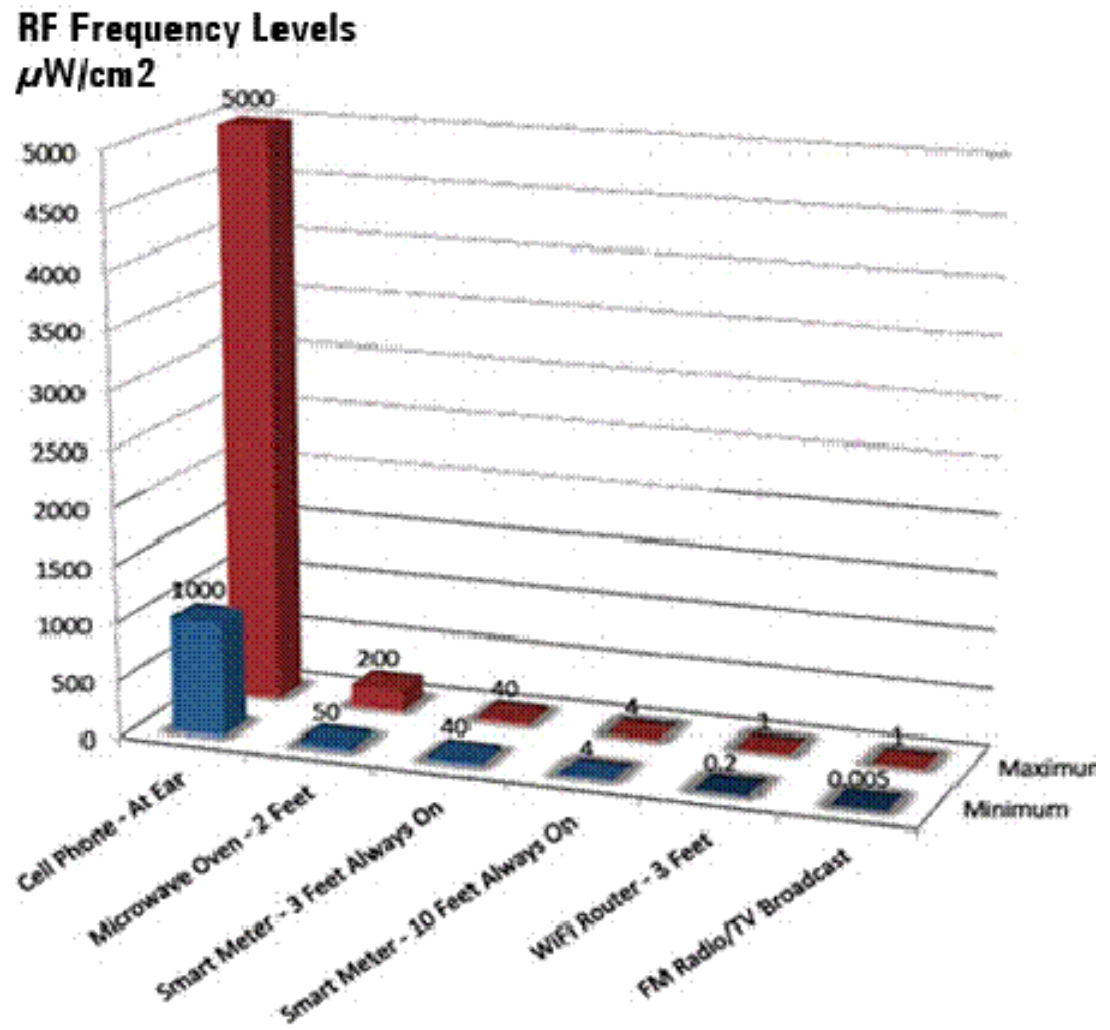
In Depth Global Studies

After reviewing the large amount of materials available to us, the AMI team decided to increasingly focus our reviews on health studies and assessments by government agencies and some affiliated private and academic organizations, including the:

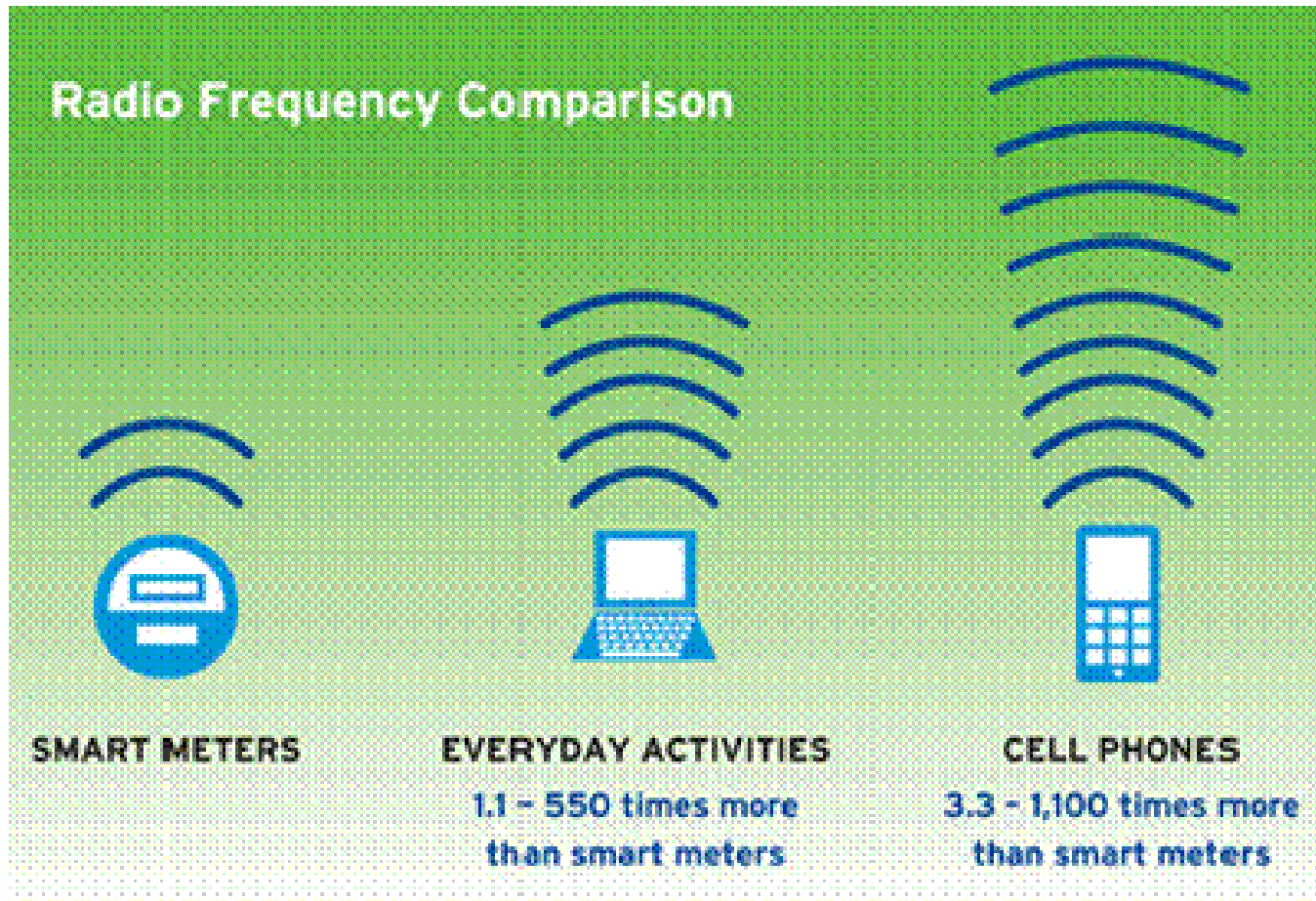
- World Health Organization (WHO),
- U.S. Federal Communications Commission (FCC),
- National Cancer Institute (NCI) in the National Institutes of Health (NIH),
- Health Canada (Canada's public health agency),
- Health Protection Agency of the United Kingdom (U.K.'s public health agency),
- International Commission on Non-Ionizing Radiation Protection (ICNRP),
- Institute of Electrical and Electronics Engineers (IEEE),
- University of Ottawa's McLaughlin Centre for Population Health Risk Assessment,
- Ontario Agency for Health Protection and Promotion,
- Swedish Radiation Protection Authority, and
- Australian Radiation Protection and Nuclear Safety Agency.

RF Frequency Levels in Households

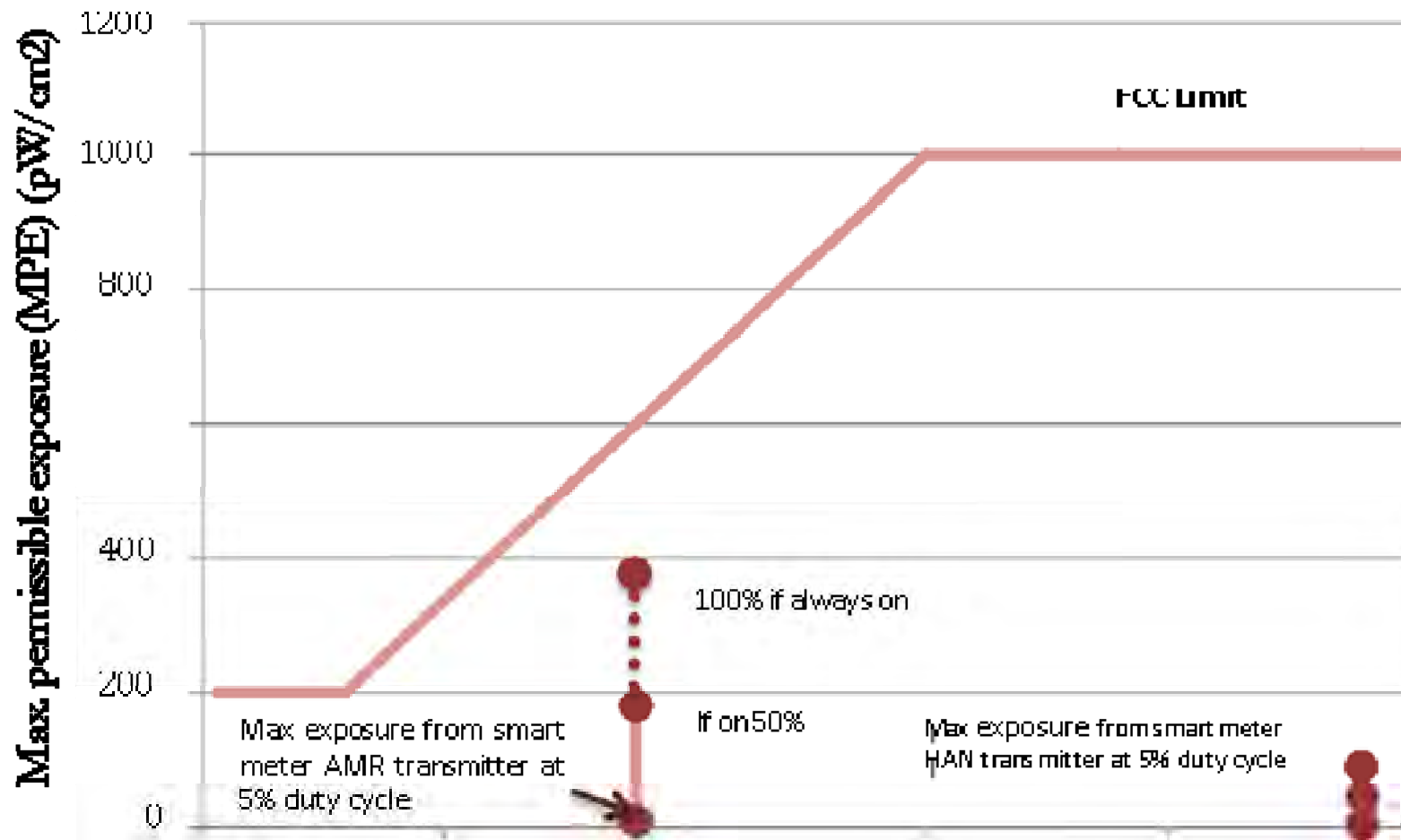
Smart meters' radio frequency (RF) emissions are a whisper compared to a roar from cell and cordless phones, microwaves, wireless routers, laptops and even blow dryers. Typical daily exposure to RF from cell phones is up to 10,000 times the intensity of that from smart meters. Unlike cell phones however, smart meters only actively transmit signals for a very small fraction (between .01% and 5%) of the day, and at several orders of magnitude lower energy levels. The chart on this page illustrate typical RF emissions from a smart meter compared to other consumer electronics.



RF Frequency Levels in Households



Zenner Very Low EMI



Zenner devices transmit 1/8 of a second every 20 minutes

AUTOMATED METER READING OPT-OUT APPLICATION

It is important that you understand the costs and conditions of opting out of automated meter reading. If you have not already done so, **please call us at (800) 576-2005 before submitting this application.**

This application must be completed by customers choosing to opt out of automated meter reading.

I understand that, by opting out, I will not receive the benefit of automated meter readings, which do not require a representative to visit my home.

I also agree to pay the following charges:

- A meter reading charge of **\$9.50 per month.**
- A fee of **\$104.74 per electric meter** and **\$93.81 per gas meter** if I choose to opt out after an automated meter reading device has been installed.

Additionally, I understand that Con Edison has the right to install an automated meter reading device or smart meter at its discretion if the company is unable to obtain access for three consecutive meter reading attempts. Alternatively, I may elect to relocate my meter(s) to an accessible area, at my expense.

(a) Account Number:	
(b) Account Name: <i>Person listed on the Con Edison account</i>	
Service Address:	<i>Street</i>
	<i>RM/FL/APT</i>
	<i>City</i>
	<i>Zip</i>
(c) Contact Information:	<i>Tel</i>
	<i>Cell</i>
	<i>Email</i>
By signing this application, I agree to the terms listed above and opt out of automated meter reading.	
Print Name	
Position/Title <i>(Owner, agent, tenant, other)</i>	
Sign	

Email the completed form to:
customerservice@coned.com

Or mail it to:
Con Edison
Quality Assurance
30 Flatbush Avenue, 6fl
Brooklyn, NY 11217

Automated Meter Reading Opt-Out Request



The City of San Marcos provides residential electric utility customers an option to have a Manual Read Electric Meter installed to replace an Automated Meter Infrastructure (AMI) Electric Meter.

The City criteria is:

- The request must be made by the utility account holder.
- The request must be submitted in writing (AMI Electric Meter Opt-Out Request Form)
- The Account holder must comply with all City of San Marcos Electric Rules and Regulations

If approved the utility account holder agrees to:

- Pay a Meter Exchange Fee of \$100.00 to replace the AMI Meter with a Manual Read Meter.
- Pay a monthly Meter Reading Fee of \$25.00, in addition to the existing electric utility charges.

Failure to meet or maintain the listed criteria or comply with fee payment will result in non-installation or replacement of the Manual Read Meter with an AMI Meter, to include an additional Meter Exchange Fee of \$100.00.

_____	_____
Account Holder	Date
_____	_____
Signature	Address

Processed by	

RUNNING SPRINGS WATER DISTRICT

MEMORANDUM

DATE: July 18, 2018
TO: Board of Directors
FROM: Ryan Gross, General Manager
SUBJECT: Quarterly Budget/Financial Summary

BACKGROUND INFORMATION

Attachment 1 lists the Running Springs Water District designated reserve fund balances as of June 30, 2018. Attachment 2 compares the current year to prior year summary statement of net position, changes in net position and liquidity ratios. Attachment 3 contains the budget report and account summary through the fourth quarter of fiscal year 2017/2018.

ATTACHMENTS

Attachment 1 – Designated reserve fund balances as of June 30, 2018.
Attachment 2 – Net Position and Liquidity Ratio Summary
Attachment 3 – Quarterly Budget Report and Account Summary

Fund Balances as of June 30, 2018	
Fire & Ambulance Department	
Fire Department Operating Reserve	1,618,810
Ambulance Department Operating Reserve	270,092
Subtotal Fire & Ambulance Department Operating Reserve Funds	1,888,902
Recommended Operating Reserve Fund Target (6 Months Operating Expenses)	1,112,969
Fire & Ambulance Department Operating Reserve Surplus / (Shortfall)	775,933
Wastewater Division	
Wastewater Capital Improvement Project Reserve	253,401
Wastewater System Connection & Capacity Charges	195,960
CWSRF Loan Agreement 14-813 Debt Reserve (Restricted for SLS 1-3 Debt Service)	171,537
Wastewater Operating Reserve Fund	335,544
Recommended Operating Reserve Fund Target (4 Months Operating Expenses)	554,896
Wastewater Operating Reserve Surplus / (Shortfall)	(219,352)
Water Division	
Water Capital Improvement Project Reserve	435,383
Water System Connection & Capacity Charges	9,704
Water Infrastructure R&R Reserve (MFC Debt Reserve)	65,341
Water Operating Reserve	528,461
Recommended Operating Reserve Fund Target (4 Months Operating Expenses)	528,461
Water Operating Reserve Surplus / (Shortfall)	-
Assessment Districts Restricted Funds	
Water Assessment District No. 9 Construction Funds	31,558
Water Assessment District No. 10 Construction Funds	26,421
Water Assessment District No. 10 O&M	103,197
Water Assessment District No. 10 Bond Reserve Fund	112,131
Subtotal Assessment Districts	273,306
Total District Designated & Operating Reserve Funds	3,884,232
Assessment District Funds	273,306
Combined Pooled Cash	4,157,538
Checking Account (General)	165,088
LAIF	3,858,818
York Insurance Deposit	14,601
BNY Mellon (AD #10 Bond Reserve)	118,031
Petty Cash	1,000
Combined Pooled Cash	4,157,538

This page intentionally blank

Budget Report**Account Summary**

For Fiscal: 2017-2018 Period Ending: 06/30/2018

Running Springs Water District

		Original Total Budget	Current Total Budget	Period Activity	Fiscal Activity	Variance Favorable (Unfavorable)	Percent Used
Fund: 200 - Water Operating Fund							
Revenue							
<u>200-40100-00</u>	Service Charges - Residential	1,105,050.00	1,105,050.00	45,044.68	1,015,591.91	-89,458.09	91.90 %
<u>200-40200-00</u>	Service Charges - Commercial	0.00	0.00	1,474.27	36,989.19	36,989.19	0.00 %
<u>200-40300-00</u>	Service Charges - Landscape Irrigation	0.00	0.00	25.00	246.51	246.51	0.00 %
<u>200-40500-00</u>	Service Charges - Fire Hydrant Base C...	0.00	0.00	477.16	8,318.63	8,318.63	0.00 %
<u>200-40700-00</u>	Credit Card Fee Revenue	0.00	0.00	133.25	1,563.25	1,563.25	0.00 %
<u>200-41100-00</u>	Water Usage / metered charges - Res...	752,748.00	752,748.00	38,144.60	660,632.56	-92,115.44	87.76 %
<u>200-41200-00</u>	Water Usage / metered charges - Co...	0.00	0.00	2,901.48	49,695.50	49,695.50	0.00 %
<u>200-41300-00</u>	Water Usage / metered charges - Con...	0.00	0.00	0.00	2.09	2.09	0.00 %
<u>200-41400-00</u>	Water Usage / metered charges - Out...	0.00	0.00	188.27	3,884.38	3,884.38	0.00 %
<u>200-41500-00</u>	Water Usage / metered charges - Fire...	0.00	0.00	151.88	267.75	267.75	0.00 %
<u>200-41600-00</u>	Water Usage - Landscape	0.00	0.00	571.94	4,983.59	4,983.59	0.00 %
<u>200-43000-00</u>	Meter Turn-on & Shut-Off Charge	17,000.00	17,000.00	1,932.10	17,295.10	295.10	101.74 %
<u>200-44000-00</u>	Delinquent Fees	40,000.00	40,000.00	1,641.14	19,823.89	-20,176.11	49.56 %
<u>200-45000-00</u>	Inventory Sales - Water	0.00	0.00	128.80	619.27	619.27	0.00 %
<u>200-49000-00</u>	Other service fees	0.00	0.00	192.41	3,615.72	3,615.72	0.00 %
<u>200-70200-00</u>	Property Tax - Penalties & cost on del...	0.00	0.00	0.00	1,038.51	1,038.51	0.00 %
<u>200-70500-00</u>	In lieu of taxes	0.00	0.00	928.67	9,654.68	9,654.68	0.00 %
<u>200-71000-00</u>	Availability Charges	46,150.00	46,150.00	-242.10	38,505.20	-7,644.80	83.43 %
<u>200-72000-00</u>	Connection Fee	0.00	0.00	1,060.00	1,060.00	1,060.00	0.00 %
<u>200-74000-00</u>	Interest Income	2,000.00	2,000.00	6.18	7,688.66	5,688.66	384.43 %
<u>200-75600-00</u>	Infrastructure R&R Fees	66,326.00	66,326.00	2,990.49	65,336.89	-989.11	98.51 %
<u>200-78000-00</u>	Miscellaneous Income-Non Op	25,000.00	25,000.00	0.00	2,254.30	-22,745.70	9.02 %
	Revenue Total:	2,054,274.00	2,054,274.00	97,750.22	1,949,067.58	-105,206.42	94.88 %
Expense							
<u>200-50100-00</u>	Salaries and Wages	794,134.00	794,134.00	82,317.11	753,926.43	40,207.57	94.94 %
<u>200-50110-00</u>	Salaries and Wages - Overtime	0.00	0.00	2,714.58	36,193.79	-36,193.79	0.00 %
<u>200-50120-00</u>	Medicare Tax	11,515.00	11,515.00	750.65	10,868.84	646.16	94.39 %
<u>200-50130-00</u>	Worker's Compensation Insurance	14,150.00	14,150.00	0.00	14,834.20	-684.20	104.84 %
<u>200-50140-00</u>	Employee Benefits-Group Insurance	95,181.00	95,181.00	8,215.82	119,731.11	-24,550.11	125.79 %
<u>200-50150-00</u>	Employee Benefits-Retirement	233,716.00	233,716.00	19,935.82	245,267.64	-11,551.64	104.94 %
<u>200-50160-00</u>	Employee Benefits-Uniform Allowance	1,850.00	1,850.00	319.92	1,162.68	687.32	62.85 %
<u>200-52200-00</u>	Bank charge	0.00	0.00	0.00	0.05	-0.05	0.00 %
<u>200-52300-00</u>	Community Relations	2,450.00	2,450.00	0.00	1,745.92	704.08	71.26 %
<u>200-53050-00</u>	Deposits Over and Short	0.00	0.00	0.00	27.00	-27.00	0.00 %
<u>200-53100-00</u>	Depreciation	240,456.00	240,456.00	19,902.97	241,404.71	-948.71	100.39 %
<u>200-53120-00</u>	Director's Compensation Fees	8,550.00	8,550.00	341.20	7,264.60	1,285.40	84.97 %
<u>200-53200-00</u>	Education & Seminars	3,000.00	3,000.00	22.89	1,004.20	1,995.80	33.47 %
<u>200-54100-00</u>	Gas, Fuel & Oil	8,570.00	8,570.00	1,259.31	6,986.41	1,583.59	81.52 %
<u>200-54300-00</u>	Insurance - liability	23,435.00	23,435.00	0.00	23,435.21	-0.21	100.00 %
<u>200-56100-00</u>	Memberships & Subscriptions	6,860.00	6,860.00	50.00	3,579.68	3,280.32	52.18 %
<u>200-56150-00</u>	Miscellaneous Supplies, Tools & Expe...	4,736.00	4,736.00	88.40	2,559.31	2,176.69	54.04 %
<u>200-57100-00</u>	Permits & Fees	23,526.00	23,526.00	0.00	19,274.22	4,251.78	81.93 %
<u>200-57140-00</u>	Professional Services - Acct, Legal, En...	69,150.00	69,150.00	1,457.73	50,515.90	18,634.10	73.05 %
<u>200-57312-00</u>	Repairs and maintenance - Fuel Stora...	500.00	500.00	0.00	480.18	19.82	96.04 %
<u>200-57313-00</u>	Repairs and Maintenance - Main Offi...	17,445.00	17,445.00	973.57	8,363.49	9,081.51	47.94 %
<u>200-57314-00</u>	Repairs and maintenance - Source of ...	29,746.00	29,746.00	14,323.84	20,041.57	9,704.43	67.38 %
<u>200-57440-00</u>	Office Supplies & Materials	38,935.00	38,935.00	3,322.08	32,802.94	6,132.06	84.25 %
<u>200-58200-00</u>	Uncollectible Accounts	0.00	0.00	0.00	1,590.54	-1,590.54	0.00 %
<u>200-58250-00</u>	Utilities - Heat & Lights	14,052.00	14,052.00	1,464.58	12,652.64	1,399.36	90.04 %
<u>200-58253-00</u>	Utilities - Power for Pumping	72,450.00	72,450.00	6,726.82	59,750.23	12,699.77	82.47 %

		Original Total Budget	Current Total Budget	Period Activity	Fiscal Activity	Variance Favorable (Unfavorable)	Percent Used
200-58300-00	Vehicle Maintenance	6,600.00	6,600.00	829.89	4,417.04	2,182.96	66.92 %
200-59100-00	Water Purchases	202,780.00	202,780.00	27,058.20	211,584.42	-8,804.42	104.34 %
200-59200-00	Water Testing & Analysis	36,531.00	36,531.00	2,757.85	32,902.97	3,628.03	90.07 %
200-84000-00	Interest Expense	15,023.00	15,023.00	-4,281.41	10,741.13	4,281.87	71.50 %
200-86000-00	Administrative Expense Reimburs...	-149,192.00	-149,192.00	-12,458.59	-147,507.51	-1,684.49	98.87 %
	Expense Total:	1,826,149.00	1,826,149.00	178,093.23	1,787,601.54	38,547.46	97.89 %
	Fund: 200 - Water Operating Fund Surplus (Deficit):	228,125.00	228,125.00	-80,343.01	161,466.04	-66,658.96	70.78 %
Fund: 210 - Water Capital Improvement Fund							
Revenue							
210-77000-00	Rental & Leasing Of Property	10,918.00	10,918.00	909.00	10,840.00	-78.00	99.29 %
	Revenue Total:	10,918.00	10,918.00	909.00	10,840.00	-78.00	99.29 %
	Fund: 210 - Water Capital Improvement Fund Total:	10,918.00	10,918.00	909.00	10,840.00	-78.00	99.29 %
Fund: 220 - Water Capacity Charge Fund - Restricted							
Revenue							
220-72100-00	Fac. Capacity Chg.	10,764.00	10,764.00	0.00	4,322.00	-6,442.00	40.15 %
	Revenue Total:	10,764.00	10,764.00	0.00	4,322.00	-6,442.00	40.15 %
	Fund: 220 - Water Capacity Charge Fund - Restricted Total:	10,764.00	10,764.00	0.00	4,322.00	-6,442.00	40.15 %
Fund: 300 - Sewer Collection							
Revenue							
300-40100-00	Service Charges - Residential	1,439,000.64	1,439,000.64	60,094.56	1,380,369.58	-58,631.06	95.93 %
300-40200-00	Service Charges - Commercial	51,856.60	51,856.60	2,631.54	48,473.87	-3,382.73	93.48 %
300-41100-00	Sewer Usage / metered charges - Res...	91,188.00	91,188.00	5,110.45	93,666.63	2,478.63	102.72 %
300-41200-00	Sewer Usage / metered charges - Co...	8,493.00	8,493.00	529.50	8,130.77	-362.23	95.73 %
300-44000-00	Delinquent Fees	0.00	0.00	1,614.72	18,613.46	18,613.46	0.00 %
300-45000-00	Inventory Sales -Sewer	0.00	0.00	624.00	7,052.24	7,052.24	0.00 %
300-49000-00	Other service fees	0.00	0.00	283.00	699.07	699.07	0.00 %
300-70200-00	Property Tax - Penalties & cost on del...	0.00	0.00	0.00	118.35	118.35	0.00 %
300-71000-00	Availability Charges	7,000.00	7,000.00	-10.00	6,905.20	-94.80	98.65 %
300-73000-00	Sewer Hot Taps & Septic Waste Dump..	1,500.00	1,500.00	0.00	1,350.00	-150.00	90.00 %
300-74000-00	Interest Income	3,500.00	3,500.00	0.00	65.10	-3,434.90	1.86 %
300-75600-00	Infrastructure R&R Fees	184,086.00	184,086.00	8,430.58	184,705.83	619.83	100.34 %
300-78000-00	Miscellaneous Income-Non Op	15,000.00	15,000.00	0.00	0.00	-15,000.00	0.00 %
300-78900-00	Sewer Rev Allocation: 55% Collect & ...	-722,492.00	-722,492.00	-60,183.58	-722,202.96	289.04	99.96 %
	Revenue Total:	1,079,132.24	1,079,132.24	19,124.77	1,027,947.14	-51,185.10	95.26 %
Expense							
300-50100-00	Salaries and Wages	358,158.00	358,158.00	40,121.01	357,635.11	522.89	99.85 %
300-50110-00	Salaries and Wages - Overtime	0.00	0.00	1,815.78	23,161.86	-23,161.86	0.00 %
300-50120-00	Medicare Tax	5,193.00	5,193.00	422.46	5,168.08	24.92	99.52 %
300-50130-00	Worker's Compensation Insurance	11,680.00	11,680.00	0.00	11,829.21	-149.21	101.28 %
300-50140-00	Employee Benefits-Group Insurance	40,173.00	40,173.00	3,371.91	42,252.37	-2,079.37	105.18 %
300-50150-00	Employee Benefits-Retirement	119,009.28	119,009.28	9,655.98	119,642.07	-632.79	100.53 %
300-50160-00	Employee Benefits-Uniform Allowance	1,480.00	1,480.00	0.00	1,789.93	-309.93	120.94 %
300-53100-00	Depreciation	228,516.00	228,516.00	18,705.92	229,330.60	-814.60	100.36 %
300-53200-00	Education & Seminars	1,000.00	1,000.00	0.00	844.31	155.69	84.43 %
300-54100-00	Gas, Fuel & Oil	5,727.00	5,727.00	848.88	5,300.62	426.38	92.55 %
300-54300-00	Insurance - liability	14,493.00	14,493.00	0.00	14,492.59	0.41	100.00 %
300-56100-00	Memberships & Subscriptions	5,733.00	5,733.00	430.00	5,270.82	462.18	91.94 %
300-56300-00	Office Supplies	6,643.00	6,643.00	98.90	4,958.51	1,684.49	74.64 %
300-57100-00	Permits & Fees	11,657.00	11,657.00	0.00	10,917.14	739.86	93.65 %
300-57140-00	Professional Services - Collection	32,900.00	32,900.00	281.69	26,595.01	6,304.99	80.84 %
300-57310-00	Repairs and maintenance - Collection	27,350.00	27,350.00	506.31	20,064.49	7,285.51	73.36 %
300-57311-00	Repairs and maintenance - Lift Station	33,110.00	33,110.00	4,019.03	27,427.11	5,682.89	82.84 %
300-57440-00	Supplies & Materials	6,043.00	6,043.00	562.30	2,635.18	3,407.82	43.61 %
300-58252-00	Utilities - Lift Station	25,764.00	25,764.00	2,089.51	27,979.93	-2,215.93	108.60 %
300-58301-00	Vehicle Maintenance - Collections	5,750.00	5,750.00	22.03	2,671.26	3,078.74	46.46 %
300-84000-00	Interest Expense	51,741.00	51,741.00	0.00	86,007.38	-34,266.38	166.23 %

Budget Report

For Fiscal: 2017-2018 Period Ending: 06/30/2018

	Original Total Budget	Current Total Budget	Period Activity	Fiscal Activity	Variance Favorable (Unfavorable)	Percent Used
300-86000-00	Administrative Expense	28,475.00	28,475.00	2,372.92	28,475.04	-0.04 100.00 %
300-90000-00	Interfund Transfer	0.00	0.00	0.00	2,393.96	-2,393.96 0.00 %
	Expense Total:	1,020,595.28	1,020,595.28	85,324.63	1,056,842.58	-36,247.30 103.55 %
	Fund: 300 - Sewer Collection Surplus (Deficit):	58,536.96	58,536.96	-66,199.86	-28,895.44	-87,432.40 -49.36 %
Fund: 310 - Sewer Capital Improvement Fund						
Revenue						
310-75500-00	Leachate Loads	0.00	0.00	0.00	41.25	41.25 0.00 %
	Revenue Total:	0.00	0.00	0.00	41.25	41.25 0.00 %
	Fund: 310 - Sewer Capital Improvement Fund Total:	0.00	0.00	0.00	41.25	41.25 0.00 %
Fund: 320 - Sewer Capacity Charge Fund - Restricted						
Revenue						
320-72100-00	Fac. Capacity Chg.	11,292.00	11,292.00	0.00	63,235.32	51,943.32 560.00 %
	Revenue Total:	11,292.00	11,292.00	0.00	63,235.32	51,943.32 560.00 %
	Fund: 320 - Sewer Capacity Charge Fund - Restricted Total:	11,292.00	11,292.00	0.00	63,235.32	51,943.32 560.00 %
Fund: 330 - Sewer Restricted Funds						
Expense						
330-90000-00	Interfund Transfer	0.00	0.00	0.00	-2,393.96	2,393.96 0.00 %
	Expense Total:	0.00	0.00	0.00	-2,393.96	2,393.96 0.00 %
	Fund: 330 - Sewer Restricted Funds Total:	0.00	0.00	0.00	-2,393.96	2,393.96 0.00 %
Fund: 350 - Sewer Treatment						
Revenue						
350-42100-00	O&M Payments-Arrowbear CWD	148,084.00	148,084.00	12,928.00	155,136.00	7,052.00 104.76 %
350-42200-00	O&M Payments-CSA 79	177,621.00	177,621.00	17,272.67	192,623.59	15,002.59 108.45 %
350-71000-00	Availability Charges	7,000.00	7,000.00	0.00	6,915.20	-84.80 98.79 %
350-73000-00	Sewer Hot Taps & Septic Waste Dump..	1,500.00	1,500.00	0.00	0.00	-1,500.00 0.00 %
350-74000-00	Interest Income	3,500.00	3,500.00	0.00	240.21	-3,259.79 6.86 %
350-75100-00	Capital Payments - Arrowbear CWD	18,525.00	18,525.00	1,374.00	16,488.00	-2,037.00 89.00 %
350-75200-00	Capital Payments-CSA 79	23,400.00	23,400.00	0.00	21,932.42	-1,467.58 93.73 %
350-75500-00	Leachate Loads	10,000.00	10,000.00	0.00	0.00	-10,000.00 0.00 %
350-78000-00	Miscellaneous Income-Non Op	0.00	0.00	1,500.00	1,500.00	1,500.00 0.00 %
350-78100-00	Gain or Loss on Sales of Capital Assets	0.00	0.00	0.00	-136,975.02	-136,975.02 0.00 %
350-78900-00	Sewer Rev Allocation: 45% Treat & 5...	722,492.00	722,492.00	60,183.58	722,202.96	-289.04 99.96 %
	Revenue Total:	1,112,122.00	1,112,122.00	93,258.25	980,063.36	-132,058.64 88.13 %
Expense						
350-50100-00	Salaries and Wages	325,243.00	325,243.00	35,482.96	348,020.14	-22,777.14 107.00 %
350-50100-02	Salaries and Wages - SLS #2	0.00	0.00	83.50	2,058.48	-2,058.48 0.00 %
350-50110-00	Salaries and Wages - Overtime	0.00	0.00	1,330.58	16,889.01	-16,889.01 0.00 %
350-50120-00	Medicare Tax	4,716.00	4,716.00	264.60	4,980.46	-264.46 105.61 %
350-50130-00	Worker's Compensation Insurance	10,500.00	10,500.00	0.00	10,815.82	-315.82 103.01 %
350-50140-00	Employee Benefits-Group Insurance	33,240.00	33,240.00	1,714.28	23,724.10	9,515.90 71.37 %
350-50150-00	Employee Benefits-Retirement	98,000.00	98,000.00	7,821.55	97,110.87	889.13 99.09 %
350-50160-00	Employee Benefits-Uniform Allowance	1,110.00	1,110.00	102.05	1,026.96	83.04 92.52 %
350-53100-00	Depreciation	342,950.00	342,950.00	22,086.10	305,458.54	37,491.46 89.07 %
350-53200-00	Education & Seminars	1,000.00	1,000.00	0.00	574.30	425.70 57.43 %
350-53300-00	Effluent Disposal	8,000.00	8,000.00	1,410.95	3,110.95	4,889.05 38.89 %
350-54100-00	Gas, Fuel & Oil	6,200.00	6,200.00	333.84	2,221.60	3,978.40 35.83 %
350-54300-00	Insurance - liability	11,993.00	11,993.00	0.00	11,993.07	-0.07 100.00 %
350-56100-00	Memberships & Subscriptions	4,952.00	4,952.00	240.00	5,315.92	-363.92 107.35 %
350-57100-00	Permits & Fees	32,372.00	32,372.00	0.00	28,981.91	3,390.09 89.53 %
350-57100-02	Permits & Fees (SLS #2)	0.00	0.00	0.00	520.00	-520.00 0.00 %
350-57140-00	Professional Services - Treatment	33,100.00	33,100.00	285.91	40,652.05	-7,552.05 122.82 %
350-57310-00	Repairs & Maintenance - Sewer Inter...	10,352.50	10,352.50	0.00	4,823.95	5,528.55 46.60 %
350-57310-02	Repairs and Maintenance (SLS #2)	0.00	0.00	225.00	3,054.75	-3,054.75 0.00 %
350-57314-00	Repairs & Maintenance - Treatment P...	50,500.00	50,500.00	2,364.18	45,104.19	5,395.81 89.32 %
350-57430-00	Solids Handling	60,200.00	60,200.00	4,666.53	70,957.18	-10,757.18 117.87 %

Budget Report

For Fiscal: 2017-2018 Period Ending: 06/30/2018

	Original Total Budget	Current Total Budget	Period Activity	Fiscal Activity	Variance Favorable (Unfavorable)	Percent Used
350-57440-00	Miscellaneous Supplies & Materials	6,193.00	6,193.00	405.02	7,008.59	-815.59 113.17 %
350-57444-00	Supplies - Office	11,243.00	11,243.00	0.00	5,351.51	5,891.49 47.60 %
350-58251-00	Utilities - Joint Use Facilities	108,924.00	108,924.00	9,673.67	90,010.28	18,913.72 82.64 %
350-58251-02	Utilities - SLS#2	0.00	0.00	730.77	6,661.97	-6,661.97 0.00 %
350-58301-00	Vehicle Maintenance - Treatment	7,150.00	7,150.00	1,132.71	4,848.23	2,301.77 67.81 %
350-59200-00	Wastewater Testing & Analysis	9,900.00	9,900.00	1,167.00	13,214.01	-3,314.01 133.47 %
350-86000-00	Administrative Expense	33,396.00	33,396.00	2,783.00	33,396.00	0.00 100.00 %
	Expense Total:	1,211,234.50	1,211,234.50	94,304.20	1,187,884.84	23,349.66 98.07 %
	Fund: 350 - Sewer Treatment Surplus (Deficit):	-99,112.50	-99,112.50	-1,045.95	-207,821.48	-108,708.98 209.68 %

Fund: 400 - Ambulance Operating Fund

Revenue						
400-40000-00	Service Charges	945,000.00	945,000.00	13,712.54	1,118,910.22	173,910.22 118.40 %
400-40050-00	Ambulance Contractural Allowance	-440,000.00	-440,000.00	-7,081.88	-629,101.26	-189,101.26 142.98 %
400-44000-00	Ambulance Late Fees	4,000.00	4,000.00	-30.00	3,690.43	-309.57 92.26 %
400-49000-00	Other service fees	0.00	0.00	0.00	5.41	5.41 0.00 %
400-49500-00	Other service fees - Fire Payroll Reim...	0.00	0.00	0.00	29,195.72	29,195.72 0.00 %
400-74000-00	Interest Income	0.00	0.00	0.00	1,175.70	1,175.70 0.00 %
400-76000-00	Medi-Cal GEMT Support Reimbursem...	100,000.00	100,000.00	0.00	288,494.94	188,494.94 288.49 %
400-76010-00	Medi-Cal IGT Program	0.00	0.00	24,882.21	12,897.90	12,897.90 0.00 %
400-78000-00	Miscellaneous Income-Non Op	0.00	0.00	0.00	110.00	110.00 0.00 %
400-78100-00	Gain or Loss on Sales of Capital Assets	0.00	0.00	0.00	6,725.00	6,725.00 0.00 %
	Revenue Total:	609,000.00	609,000.00	31,482.87	832,104.06	223,104.06 136.63 %

Expense						
400-50100-00	Salaries and Wages	424,490.00	424,490.00	19,556.32	248,612.81	175,877.19 58.57 %
400-50110-00	Salaries and Wages - Overtime	0.00	0.00	5,468.95	115,556.45	-115,556.45 0.00 %
400-50120-00	Medicare Tax	6,155.00	6,155.00	338.35	5,315.62	839.38 86.36 %
400-53100-00	Depreciation	44,607.00	44,607.00	2,804.22	33,650.92	10,956.08 75.44 %
400-54100-00	Gas, Fuel & Oil	9,295.00	9,295.00	1,411.97	8,175.98	1,119.02 87.96 %
400-54300-00	Insurance - liability	9,619.00	9,619.00	0.00	9,618.70	0.30 100.00 %
400-56100-00	Memberships & Subscriptions	6,005.00	6,005.00	290.30	5,724.84	280.16 95.33 %
400-57140-00	Professional Services - Ambulance	38,200.00	38,200.00	622.55	29,197.70	9,002.30 76.43 %
400-57310-00	Repairs and maintenance - Spec. Pur...	2,000.00	2,000.00	0.00	7,777.90	-5,777.90 388.90 %
400-57441-00	Supplies & Materials - Medical	21,000.00	21,000.00	1,308.07	19,245.24	1,754.76 91.64 %
400-57442-00	Supplies & Materials - Misc	6,000.00	6,000.00	3,143.91	9,239.02	-3,239.02 153.98 %
400-57443-00	Supplies & Materials - Station	1,500.00	1,500.00	0.00	371.66	1,128.34 24.78 %
400-58100-00	Communications	1,440.00	1,440.00	192.12	2,159.93	-719.93 150.00 %
400-58200-00	Uncollectible Accounts	0.00	0.00	148,667.50	151,132.59	-151,132.59 0.00 %
400-58300-00	Vehicle Maintenance	13,900.00	13,900.00	0.00	14,322.93	-422.93 103.04 %
400-84000-00	Interest Expense	0.00	0.00	-111.05	884.64	-884.64 0.00 %
400-86000-00	Administrative Expense	21,584.00	21,584.00	1,798.67	21,875.04	-291.04 101.35 %
	Expense Total:	605,795.00	605,795.00	185,491.88	682,861.97	-77,066.97 112.72 %
	Fund: 400 - Ambulance Operating Fund Surplus (Deficit):	3,205.00	3,205.00	-154,009.01	149,242.09	146,037.09 4,656.54 %

Fund: 500 - Fire Operating Fund

Revenue						
500-46000-00	Hazard Abatement Program	15,000.00	15,000.00	0.00	14,161.00	-839.00 94.41 %
500-47000-00	Community Contribution	0.00	0.00	0.00	2,000.00	2,000.00 0.00 %
500-49000-00	Other service fees	20,000.00	20,000.00	150.00	3,108.00	-16,892.00 15.54 %
500-49500-00	Other service fees - Fire Payroll Reim...	0.00	0.00	0.00	362,946.26	362,946.26 0.00 %
500-70000-00	Property Taxes	1,550,000.00	1,550,000.00	0.00	1,548,845.65	-1,154.35 99.93 %
500-70100-00	Property Taxes - PY Taxes and Assess...	0.00	0.00	0.00	-9,810.34	-9,810.34 0.00 %
500-70200-00	Property Tax - Penalties & cost on del...	0.00	0.00	0.00	1,167.02	1,167.02 0.00 %
500-70300-00	Property Tax - Homeowners Property...	0.00	0.00	2,390.59	15,981.00	15,981.00 0.00 %
500-71000-00	Availability Charges	205,000.00	205,000.00	0.00	197,477.80	-7,522.20 96.33 %
500-74000-00	Interest Income	3,500.00	3,500.00	0.00	15,482.77	11,982.77 442.36 %
500-76000-00	Grants	0.00	0.00	0.00	16,952.50	16,952.50 0.00 %

Budget Report

For Fiscal: 2017-2018 Period Ending: 06/30/2018

		Original Total Budget	Current Total Budget	Period Activity	Fiscal Activity	Variance Favorable (Unfavorable)	Percent Used
500-78000-00	Miscellaneous Income-Non Op	0.00	0.00	9,261.00	94,826.55	94,826.55	0.00 %
	Revenue Total:	1,793,500.00	1,793,500.00	11,801.59	2,263,138.21	469,638.21	126.19 %
	Expense						
500-50100-00	Salaries and Wages	788,339.00	788,339.00	90,843.07	879,602.49	-91,263.49	111.58 %
500-50110-00	Salaries and Wages - Overtime	0.00	0.00	26,588.32	243,860.59	-243,860.59	0.00 %
500-50120-00	Medicare Tax	11,431.00	11,431.00	1,657.97	15,926.70	-4,495.70	139.33 %
500-50130-00	Worker's Compensation Insurance	43,180.00	43,180.00	112.00	38,500.40	4,679.60	89.16 %
500-50140-00	Employee Benefits-Group Insurance	96,955.00	96,955.00	8,023.78	92,878.96	4,076.04	95.80 %
500-50150-00	Employee Benefits-Retirement	438,991.00	438,991.00	48,045.76	432,076.67	6,914.33	98.42 %
500-50160-00	Employee Benefits-Uniform Allowance	5,000.00	5,000.00	913.22	5,932.32	-932.32	118.65 %
500-50170-00	Unemployment Benefit Expenses	0.00	0.00	0.00	252.99	-252.99	0.00 %
500-53200-00	Education & Seminars	8,500.00	8,500.00	710.30	7,284.06	1,215.94	85.69 %
500-54100-00	Gas, Fuel & Oil	10,643.00	10,643.00	1,428.35	10,383.17	259.83	97.56 %
500-54200-00	Hazard Abatement Expense	8,000.00	8,000.00	0.00	7,999.61	0.39	100.00 %
500-54300-00	Insurance - liability	13,271.00	13,271.00	162.34	14,433.19	-1,162.19	108.76 %
500-56100-00	Memberships & Subscriptions	4,895.00	4,895.00	0.00	4,867.95	27.05	99.45 %
500-56300-00	Office Expense	5,032.00	5,032.00	0.00	4,704.28	327.72	93.49 %
500-57100-00	Permits & Fees	6,833.00	6,833.00	0.00	4,210.57	2,622.43	61.62 %
500-57140-00	Professional Services - Fire	34,700.00	34,700.00	404.64	38,332.05	-3,632.05	110.47 %
500-57143-00	Professional Services - Dispatching Se...	40,000.00	40,000.00	0.00	41,370.84	-1,370.84	103.43 %
500-57310-00	Repairs and Maintenance - Structures...	9,500.00	9,500.00	522.73	7,190.55	2,309.45	75.69 %
500-57400-00	Safety Equipment & Clothing	26,500.00	26,500.00	0.00	28,609.39	-2,109.39	107.96 %
500-58250-00	Utilities - Heat & Lights	21,576.00	21,576.00	1,508.61	20,518.52	1,057.48	95.10 %
500-58300-00	Vehicle Maintenance	25,355.00	25,355.00	693.47	28,449.45	-3,094.45	112.20 %
500-81000-00	Tax fee	0.00	0.00	5.96	3,948.89	-3,948.89	0.00 %
500-85000-00	Capital Expenditures	0.00	0.00	344.15	187,886.47	-187,886.47	0.00 %
500-86000-00	Administrative Expense	66,048.00	66,048.00	5,701.89	66,241.77	-193.77	100.29 %
	Expense Total:	1,664,749.00	1,664,749.00	187,666.56	2,185,461.88	-520,712.88	131.28 %
	Fund: 500 - Fire Operating Fund Surplus (Deficit):	128,751.00	128,751.00	-175,864.97	77,676.33	-51,074.67	60.33 %
	Fund: 510 - Fire - Workers Comp PASIS Fund						
	Expense						
510-50130-00	Worker's Comp Insurance Claims	0.00	0.00	0.00	3,940.42	-3,940.42	0.00 %
	Expense Total:	0.00	0.00	0.00	3,940.42	-3,940.42	0.00 %
	Fund: 510 - Fire - Workers Comp PASIS Fund Total:	0.00	0.00	0.00	3,940.42	-3,940.42	0.00 %
	Fund: 590 - Fire - GW (Govenment Wide)						
	Expense						
590-50100-00	Salaries and Wages	0.00	0.00	-1,159.96	-1,159.96	1,159.96	0.00 %
590-50110-00	Salaries and Wages - Overtime	0.00	0.00	-14,703.34	-14,703.34	14,703.34	0.00 %
590-50120-00	Medicare Tax	0.00	0.00	-636.89	-636.89	636.89	0.00 %
590-53100-00	Depreciation	80,453.00	80,453.00	6,543.84	80,385.17	67.83	99.92 %
590-53120-00	Director's Compensation Fees	0.00	0.00	-593.46	-593.46	593.46	0.00 %
590-85000-00	Capital Expenditures	0.00	0.00	0.00	-44,674.47	44,674.47	0.00 %
	Expense Total:	80,453.00	80,453.00	-10,549.81	18,617.05	61,835.95	23.14 %
	Fund: 590 - Fire - GW (Govenment Wide) Total:	80,453.00	80,453.00	-10,549.81	18,617.05	61,835.95	23.14 %
	Report Surplus (Deficit):	272,026.46	272,026.46	-466,003.99	209,942.60	-62,083.86	77.18 %

Group Summary

Account Typ...	Original Total Budget	Current Total Budget	Period Activity	Fiscal Activity	Variance Favorable (Unfavorable)	Percent Used
Fund: 200 - Water Operating Fund						
Revenue	2,054,274.00	2,054,274.00	97,750.22	1,949,067.58	-105,206.42	94.88 %
Expense	1,826,149.00	1,826,149.00	178,093.23	1,787,601.54	38,547.46	97.89 %
Fund: 200 - Water Operating Fund Surplus (Deficit):	228,125.00	228,125.00	-80,343.01	161,466.04	-66,658.96	70.78 %
Fund: 210 - Water Capital Improvement Fund						
Revenue	10,918.00	10,918.00	909.00	10,840.00	-78.00	99.29 %
Fund: 210 - Water Capital Improvement Fund Total:	10,918.00	10,918.00	909.00	10,840.00	-78.00	99.29 %
Fund: 220 - Water Capacity Charge Fund - Restricted						
Revenue	10,764.00	10,764.00	0.00	4,322.00	-6,442.00	40.15 %
Fund: 220 - Water Capacity Charge Fund - Restricted Total:	10,764.00	10,764.00	0.00	4,322.00	-6,442.00	40.15 %
Fund: 300 - Sewer Collection						
Revenue	1,079,132.24	1,079,132.24	19,124.77	1,027,947.14	-51,185.10	95.26 %
Expense	1,020,595.28	1,020,595.28	85,324.63	1,056,842.58	-36,247.30	103.55 %
Fund: 300 - Sewer Collection Surplus (Deficit):	58,536.96	58,536.96	-66,199.86	-28,895.44	-87,432.40	-49.36 %
Fund: 310 - Sewer Capital Improvement Fund						
Revenue	0.00	0.00	0.00	41.25	41.25	0.00 %
Fund: 310 - Sewer Capital Improvement Fund Total:	0.00	0.00	0.00	41.25	41.25	0.00 %
Fund: 320 - Sewer Capacity Charge Fund - Restricted						
Revenue	11,292.00	11,292.00	0.00	63,235.32	51,943.32	560.00 %
Fund: 320 - Sewer Capacity Charge Fund - Restricted Total:	11,292.00	11,292.00	0.00	63,235.32	51,943.32	560.00 %
Fund: 330 - Sewer Restricted Funds						
Expense	0.00	0.00	0.00	-2,393.96	2,393.96	0.00 %
Fund: 330 - Sewer Restricted Funds Total:	0.00	0.00	0.00	-2,393.96	2,393.96	0.00 %
Fund: 350 - Sewer Treatment						
Revenue	1,112,122.00	1,112,122.00	93,258.25	980,063.36	-132,058.64	88.13 %
Expense	1,211,234.50	1,211,234.50	94,304.20	1,187,884.84	23,349.66	98.07 %
Fund: 350 - Sewer Treatment Surplus (Deficit):	-99,112.50	-99,112.50	-1,045.95	-207,821.48	-108,708.98	209.68 %
Fund: 400 - Ambulance Operating Fund						
Revenue	609,000.00	609,000.00	31,482.87	832,104.06	223,104.06	136.63 %
Expense	605,795.00	605,795.00	185,491.88	682,861.97	-77,066.97	112.72 %
Fund: 400 - Ambulance Operating Fund Surplus (Deficit):	3,205.00	3,205.00	-154,009.01	149,242.09	146,037.09	4,656.54 %
Fund: 500 - Fire Operating Fund						
Revenue	1,793,500.00	1,793,500.00	11,801.59	2,263,138.21	469,638.21	126.19 %
Expense	1,664,749.00	1,664,749.00	187,666.56	2,185,461.88	-520,712.88	131.28 %
Fund: 500 - Fire Operating Fund Surplus (Deficit):	128,751.00	128,751.00	-175,864.97	77,676.33	-51,074.67	60.33 %
Fund: 510 - Fire - Workers Comp PASIS Fund						
Expense	0.00	0.00	0.00	3,940.42	-3,940.42	0.00 %
Fund: 510 - Fire - Workers Comp PASIS Fund Total:	0.00	0.00	0.00	3,940.42	-3,940.42	0.00 %
Fund: 590 - Fire - GW (Govenment Wide)						
Expense	80,453.00	80,453.00	-10,549.81	18,617.05	61,835.95	23.14 %
Fund: 590 - Fire - GW (Govenment Wide) Total:	80,453.00	80,453.00	-10,549.81	18,617.05	61,835.95	23.14 %
Report Surplus (Deficit):	272,026.46	272,026.46	-466,003.99	209,942.60	-62,083.86	77.18 %

Fund Summary

Fund	Original Total Budget	Current Total Budget	Period Activity	Fiscal Activity	Variance Favorable (Unfavorable)
200 - Water Operating Fund	228,125.00	228,125.00	-80,343.01	161,466.04	-66,658.96
210 - Water Capital Improvement Fi	10,918.00	10,918.00	909.00	10,840.00	-78.00
220 - Water Capacity Charge Fund -	10,764.00	10,764.00	0.00	4,322.00	-6,442.00
300 - Sewer Collection	58,536.96	58,536.96	-66,199.86	-28,895.44	-87,432.40
310 - Sewer Capital Improvement Ft	0.00	0.00	0.00	41.25	41.25
320 - Sewer Capacity Charge Fund -	11,292.00	11,292.00	0.00	63,235.32	51,943.32
330 - Sewer Restricted Funds	0.00	0.00	0.00	2,393.96	2,393.96
350 - Sewer Treatment	-99,112.50	-99,112.50	-1,045.95	-207,821.48	-108,708.98
400 - Ambulance Operating Fund	3,205.00	3,205.00	-154,009.01	149,242.09	146,037.09
500 - Fire Operating Fund	128,751.00	128,751.00	-175,864.97	77,676.33	-51,074.67
510 - Fire - Workers Comp PASIS Fu	0.00	0.00	0.00	-3,940.42	-3,940.42
590 - Fire - GW (Govenment Wide)	-80,453.00	-80,453.00	10,549.81	-18,617.05	61,835.95
Report Surplus (Deficit):	272,026.46	272,026.46	-466,003.99	209,942.60	-62,083.86

RUNNING SPRINGS WATER DISTRICT

MEMORANDUM

DATE: July 18, 2018
TO: Board of Directors
FROM: Ryan Gross, General Manager
SUBJECT: QUARTERLY INVESTMENT REPORT

RECOMMENDED BOARD ACTION

This is an information item only.

REASON FOR RECOMMENDATION

This is an information item only.

BACKGROUND INFORMATION

The District's Policy for Investment of Surplus Funds is set forth in the attached Resolution No. 1-96. In accordance with this policy Attachment 2 contains a copy of the latest Local Agency Investment Fund (LAIF) remittance advice indicating the amount invested and the rate of return. The District's surplus funds are invested in accordance with this policy and the District is able to meet its anticipated expenditure requirements for the next subsequent six months.

FISCAL INFORMATION

This is an information item only.

ATTACHMENTS

Attachment 1 – Resolution No. 1-96
Attachment 2 – LAIF Remittance Advice

RESOLUTION NO. 1-96

**RESOLUTION OF THE BOARD OF DIRECTORS OF
RUNNING SPRINGS WATER DISTRICT SETTING FORTH
A POLICY FOR INVESTMENT OF SURPLUS FUNDS**

WHEREAS, the Legislature of the State of California has declared that the deposit and investment of public funds by local officials and local agencies is an issue of State-wide concern; and

WHEREAS, the Legislature has directed that the treasurer or chief fiscal officer of each local agency shall annually render to the legislative body of the local agency a statement of investment policy, which the legislative body of the local agency shall consider at a public meeting; and

WHEREAS, the Legislature has also directed that the treasurer or chief fiscal officer of each local agency shall render a quarterly report to the legislative body of each local agency which includes the type of investment, issuer, date of maturity par and dollar amount invested on all securities, investments and monies held by the local agency, a description of any of the local agency's funds, investments, or programs that are under the management of contracted parties, and shall include a statement whether the investment portfolio is in compliance with the local agency's investment policy and a statement denoting the ability of the local agency to meet its expenditure requirements for the next subsequent six months; and

WHEREAS, the Legislature has determined that if a local agency has placed all of its investments in the Local Agency Investment Fund or in Federal Deposit Insurance Corporation-insured accounts in a bank or savings and loan association, the treasurer or chief fiscal officer may satisfy the above reporting requirements by simply supplying to the governing body and to the auditor of the local agency the most recent statement or statements received by the local agency from these institutions; and

WHEREAS, Government Code Section 16429.1 provides that notwithstanding any other provision of law, a local governmental official, with the consent of the governing body of that agency, having money in its treasury not required for immediate needs, may remit such surplus funds to the State Treasurer for deposit in the Local Agency Investment Fund for the purpose of investment;

NOW, THEREFORE, BE IT RESOLVED by the Board of Directors of the Running Springs Water District as follows:

1. It is the policy of the Running Springs Water District to invest funds in a manner which will provide the highest investment return with the maximum security while meeting the daily cash flow demands of the District and conforming to all statutes governing the investment of Running Springs Water District funds.

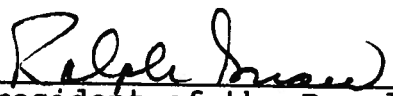
2. This Board of Directors determines that the most feasible and flexible method of implementing this policy, at least expense to the District, is to invest all surplus District funds in the Local Agency Investment Fund of the State of California.

3. Responsibility for deposits into and withdrawals from the Local Agency Investment Fund is hereby delegated to the District's General Manager.

4. At least quarterly, the General Manager will provide the Board of Directors with the most recent copies of statements from the Local Agency Investment Fund indicating amounts invested and rates of return. With each such quarterly report, the General Manager shall also indicate to the Board of Directors whether the District's surplus funds are invested in accordance with this policy, and whether the District is able to meet its anticipated expenditure requirements for the next subsequent six months.

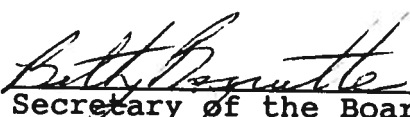
5. This policy shall be reviewed by the Board of Directors at least on an annual basis, and any modifications must be approved by the Board of Directors.

ADOPTED this 21st day of February, 1996.



President of the Board of
Directors of Running Springs
Water District

ATTEST:



Secretary of the Board of
Directors of Running Springs
Water District



BETTY T. YEE

California State Controller

LOCAL AGENCY INVESTMENT FUND
REMITTANCE ADVICE

Agency Name RUNNING SPRINGS WATER DISTRICT

Account Number 90-36-002

As of 07/13/2018, your Local Agency Investment Fund account has been directly credited with the interest earned on your deposits for the quarter ending 06/30/2018.

Earnings Ratio		.00005216919081336
Interest Rate		1.90%
Dollar Day Total	\$	329,623,181.75
Quarter End Principal Balance	\$	3,858,818.49
Quarterly Interest Earned	\$	17,196.17

**RUNNING SPRINGS WATER DISTRICT
2017-18 ANNUAL
WATER ACCOUNTING REPORT**

Month/Year: July 1, 2017 - June 30, 2018

WATER PRODUCTION

	GALLONS PRODUCED	% OF TOTAL	GALLONS PER MINUTE	ACRE FEET	MILLION CUBIC FT
DISTRICT SOURCES:					
Sidwinder Canyon	22,437,904	16.09%	42.69	68.86	3.00
Luring Canyon	4,123,330	2.96%	7.84	12.65	0.55
Weiss Canyon	3,755,358	2.69%	7.14	11.53	0.50
Rimwood	10,551,881	7.57%	20.08	32.38	1.41
Owl Rock	4,424,417	3.17%	8.42	13.58	0.59
Ayers Acres	10,156,759	7.28%	19.32	31.17	1.36
Luring Pines Complex	5,939,998	4.26%	11.30	18.23	0.79
Harris	3,920,345	2.81%	7.46	12.03	0.52
TOTAL DISTRICT SOURCES:	73,640,336	52.81%	140.11	226.01	9.84
PURCHASED SOURCES:					
CLAWA	41,034,590	29.43%	78.07	125.94	5.49
APCWD	24,522,278	17.59%	46.66	75.26	3.28
TOTAL PURCHASED SOURCES:	65,556,868	47.01%	124.73	201.20	8.76
TOTAL PRODUCTION:	139,197,204	99.83%	264.83	427.21	18.61
TANKS (Gain/Loss) PRODUCTION:	243,745	0.17%	0.46	0.75	0.03
TOTAL ADJUSTED PRODUCTION:	139,440,949	100.00%	265.30	427.96	18.64
WATER CONSUMPTION:					
Metered Sales to Customers	126,316,746	98.11%	240.33	387.68	16.89
Metered Sales Thru Fire Hydrants	38,940	0.03%	0.07	0.12	0.01
Metered Sales to Smiley Park	619,194	0.48%	1.18	1.90	0.08
Metered District Consumption	185,294	0.14%	0.35	0.57	0.02
Known Unmetered Consumption	1,583,460	1.23%	3.01	4.86	0.21
TOTAL CONSUMPTION	128,743,634	92.33%	244.95	395.13	17.21
TOTAL ADJUSTED PRODUCTION	139,440,949	100.00%	265.30	427.96	18.64
UNACCOUNTABLE WATER	10,697,315	7.67%	20.35	32.83	1.43

* 2017-18 Total production readings supplied by CLAWA, APCWD and District records.

RSWD Total Water Production (Acre-Feet)											
	2013			2017				2018			
	Precipitation (Inches)	(AF)	(gallons)	Precipitation (Inches)	(AF)	(gallons)	% Reduction from 2013	Precipitation (Inches)	(AF)	(gallons)	% Reduction from 2013
January	3.90	44	14,348,960	24.35	30	9,938,312	31%	8.05	31	9,978,886	30%
February	3.60	34	11,222,900	6.25	27	8,916,787	21%	2.75	26	8,454,420	25%
March	2.40	33	10,897,679	1.60	29	9,560,030	12%	12.20	30	9,788,679	10%
April	0.35	33	10,743,916	0.00	33	10,608,910	1%	0.00	33	10,736,656	0%
May	0.90	45	14,601,449	0.85	34	11,120,624	24%	1.37	34	11,214,444	23%
June	0.00	45	14,610,203	0.00	43	13,893,094	5%	0.00	42	13,771,262	6%
July	0.10	56	18,206,345	0.20	47	15,410,083	15%		0		100%
August	0.00	56	18,170,122	1.30	43	14,083,494	22%		0		100%
September	0.00	52	16,831,647	0.00	40	13,056,504	22%		0		100%
October	2.60	35	11,312,308	0.00	37	12,156,081	-7%		0		100%
November	3.40	30	9,723,378	0.05	31	10,217,548	-5%		0		100%
December	1.25	35	11,433,417	0.00	32	10,329,147	10%		0		100%
Total	18.50	497	162,102,324	34.60	427	139,290,614	14%	24.37	196	63,944,347	61%

Monthly Water Production (2013 - 2018)

