



RUNNING SPRINGS WATER DISTRICT
A MULTI-SERVICE INDEPENDENT SPECIAL DISTRICT

31242 Hilltop Boulevard • P.O. Box 2206
Running Springs, CA 92382

TO: BOARD OF DIRECTORS DATE POSTED: OCTOBER 13, 2017

RE: REGULAR BOARD MEETING FROM: BOARD SECRETARY

The Regular Meeting of the Board of Directors of the Running Springs Water District will be held on Wednesday, October 18, 2017, at the hour of 9:00 A.M. at the District Office located at 31242 Hilltop Boulevard, Running Springs, California. This agenda was posted prior to 5:00pm on October 13, 2017 at the Running Springs Water District Office and Website.

The Board may take action on any item on the agenda, whether listed as an action item or as an information item.

Upon request, this agenda will be made available in appropriate alternative formats to persons with disabilities, as required by Section 202 of the Americans with Disabilities Act of 1990. Any person with a disability who requires a modification or accommodation in order to participate in a meeting should direct such request to Joan C. Eaton, Board Secretary at (909) 867-2766 at least 48 hours before the meeting, if possible.

Copies of documents provided to members of the Board for discussion in open session may be obtained from the District at the address indicated above.

AGENDA

1. Call Meeting to Order and Pledge of Allegiance
2. Recognize and Hear from Visitors / Public Comment - This portion of the agenda is reserved for the public to make comments on matters within the jurisdiction of the Running Springs Water District that are **not on the agenda**. The Board, except to refer the matter to staff and/or place it on a future agenda, may take no action. It is in the best interest of the person speaking to the Board to be concise and to the point. A time limit of five minutes per individual will be allowed. Any person wishing to comment on an item that is on the agenda is requested to complete a request to speak form prior to the item being called for consideration or to raise their hand and be recognized by the Board President.

A. Special Presentation by Bruce Daniels **Page 3**

3. Approval of Consent Items – The following consent items are expected to be routine and non-controversial and will be acted on at one time without discussion unless an item is withdrawn by a Board Member for questions or discussion. Any person wishing to speak on the consent agenda may do so by raising his/her hand and being recognized by the Board President.

A. Approve Meeting Minutes **Page 44**

- B. Ratify Expenditures and Cash Summary **Page 50**
- 4. Information Items – The following information items do not require any action by the Board of Directors and are for informational purposes only.
 - A. Quarterly Budget/Financial Update **Page 56**
 - B. Quarterly Investment Report **Page 66**
- 5. Closed Session
 - A. Conference With Legal Counsel – Anticipated Litigation. Significant Exposure to litigation pursuant to Paragraph (2) of subdivision (d) of Section 54956.9. Number of cases: One
- 6. Open Session
 - A. The Board and/or Legal Counsel will report any action taken in closed session.
- 7. General Manager's Report
- 8. Report from Legal Counsel
- 9. Board Member Comments
- 10. Meeting Adjournment

Upcoming Meetings: Regular Board Meeting, November 15, 2017 at 9:00 am

Ryan Gross

From: Bruce Daniels <brujos42@gmail.com>
Sent: Friday, September 08, 2017 11:25 AM
To: Ryan Gross
Cc: steve farrell; Hugh Bialecki; Jason Bill; Richard Lavin; Kevin Kellems; George Corley; ken ayers; Ed Brittain; Karen Reams; Kevin Somes
Subject: Fw: Running Springs Economic Development
Attachments: Dear Running Springs Leade1.docx; Running Springs Trailhead to the San Bernardinos.pptx

Importance: High

Mr. Ryan Gross
General Manager
Running Springs Water District

Dear Ryan:

I respectfully request to be placed on your agenda to give the attached 10-minute power point presentation on a proposed trails project for the Running Springs (Hilltop) Area. I shall be out of town that date as I will also be September 30-October 9, 2017.

I emailed you my overall assessment of our Mountain economy as part of the Caltrans Active Transportation Program planning process and have concluded that the Running Springs Area qualifies as having the most competitive project among five finalists I have identified based on what I consider to be the most important project selection criteria.

- State (Caltrans) impact
- County (unincorporated area, roads)
- U.S. Forest Service (National Children’s Forest/Visitor Center, national forest)
- Waterway (Deep Creek proposed “Wild & Scenic River”, Dry Creek, Green Valley Lake, Arrowbear Lake, Snow Valley ponds?)
- Attractions (Running Springs Village, Snow Valley, National Children’s Forest, Heaps Peak Arboretum, Hoffman Elementary School)
- Pacific Crest Trail ?
- Community support ?
- Local share of resources ?

- Bonus: High Elevation multi-sports training complex (Snow Valley Resort)

PROJECT	STATE	COUNTY	MATCH	MULTI-SPORTS TRAINING	ATTRACTION	WATERWAY	PCT	SBNF	COMMUNITY SUPPORT
BLUE JAY VILLAGE	X (SH 18)	X	?	X ARROWHEAD RIDGE	X BI VILLAGE	X BI CREEK		X DOGWOOD CAMPGRD	?
CRESTLINE	VILLAGE	X	?	0		0 CREEK		0	?
	LAKE	X	?					X	
	GREGORY								
	LAKE							X	
	SILVERWOOD	X	?						
ARBORVIEW	X (SH 18)		0 ?	0	SKY PARK SKY FOREST VILLAGE		0	0 SBNF land	?
LAKE ARROWHEAD	X (SH 173)	X	?	X	X LAKE ARROWHEAD CEDAR GLEN VILLAGES	X LAKE CREEK	X TRAIL CONNECT	X CAMPGROUND NATIONAL FOREST OFF- ROAD VEHICLE ACCESS	?
MCKAY PARK									
RUNNING SPRINGS	X	X		X SNOW VALLEY	X RS VILLAGE SNOW VALLEY/RIM NORDIC NATIONAL CHILDREN'S FOREST KELLER PEAK FIRE LOOKOUT DEEP CREEK NARROWS GREEN VALLEY LAKE ARROWBEAR LAKE/PARK	X DEEP CREEK DRY CREEK	?	X CHILDREN'S FOREST DEEP CREEK NARROWS	?
VILLAGE TO FOREST	X (SH 18)	X ROAD	?				?	X GREEN VALLEY LAKE?	?
TRAIL									

The proposed project would be an extension of the Children's Forest Trail that includes:

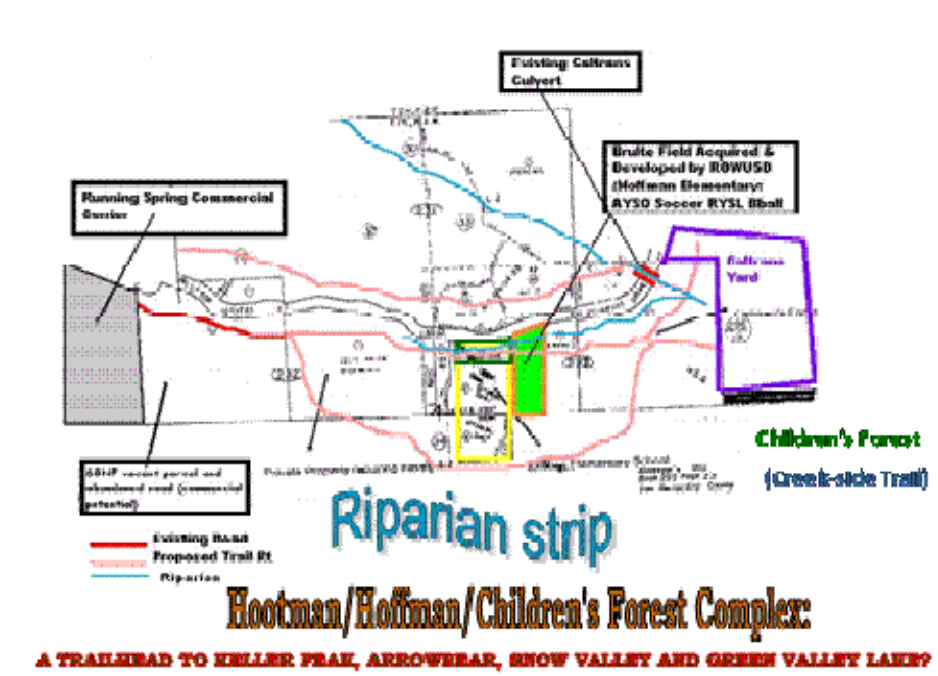
- Village sidewalk/trail from the Running Springs commercial center, including Hilltop Boulevard and the Post Office/Library/First Mountain Bank/Firehouse tot lot & basketball site (Farmers' Market & Artisan Faire) and Commercial Way loop,

THE RUNNING SPRINGS WATER DISTRICT, RIM PARK DISTRICT AND COUNTY COLLABORATED TO PROVIDE PLAYGROUNDS AND A LIBRARY!

WHY NOT A WATER FEATURE WITH DEEP CREEK NEARBY?

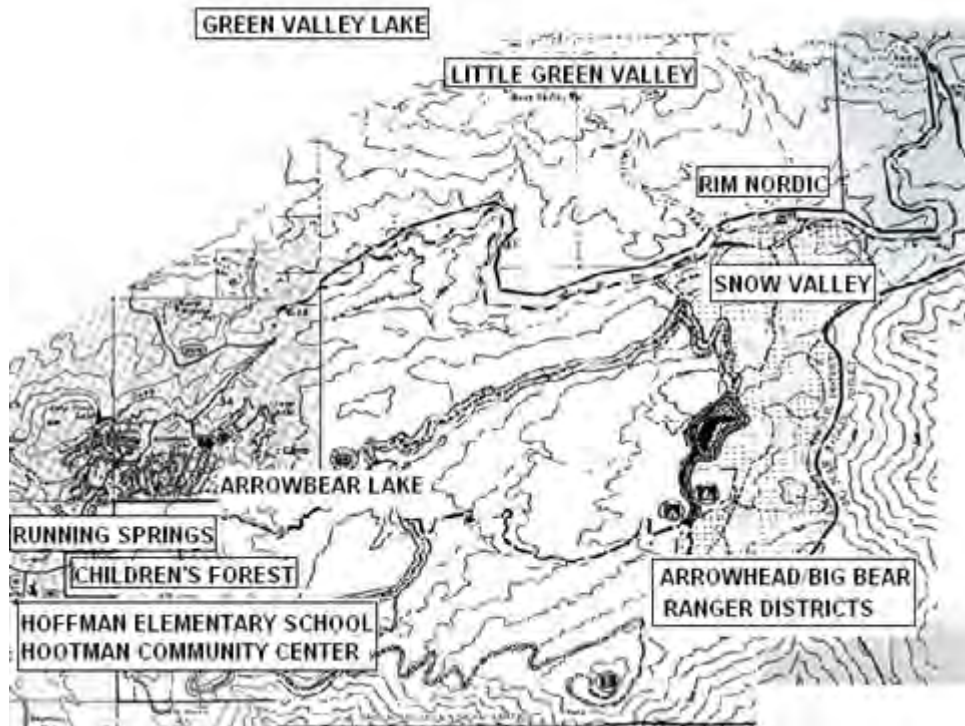


2. Connecting trail to Hootman/Hoffman Elementary School complex adjacent to Children's Forest Visitors Center, Children's Forest, Caltrans



Yard

3. Snow Valley/Rim Nordic Trailhead
4. Trail Connection to Green Valley Lake via Little Green Valley



Children's Forest

Arrowhead Ranger District
San Bernardino National Forest

Legend

	Most Difficult Accessible Trail
	Moderate Accessible Trail
	Easy/Moderate Accessible Area
	Easy/Moderate Accessible Facility
	Easy Accessible Facility
	Deerlock Fire Station
	Proposed Picnic/Staging Area
	Proposed Snow Play Area
	Proposed Comfort Station
	Proposed Shady Cove
	Group Camp Expansion
	National Children's Forest Interpretative Trail
	Keller Peak Fire Tower
	Snow Valley Ski Resort
	Private Land

Existing Proposed

— — — — — Paved Road

— — — — — Multi-purpose Trail

— — — — —

Larger Scale Maps are Available Upon Request

5. Arctic Circle Ridge Trail connecting with Big Bear
6. Heaps Peak Arboretum



Sincerely,

Bruce

Bruce Cort Daniels
32255 Parkland Drive
Running Springs, CA 92382
Telephone: (909) 867 5879

**TRAILWAYS &
WATERWAYS**

ATTRACTIONS

BRIDGING THE GAP



BIG BEAR




RIM OF THE WORLD



RUNNING SPRINGS

Bruce C. Daniels

- . Resident of Running Springs, Crestline homeowner
- . Co-founder, Rim of the World Recreation & Park District
- . Former city manager, City of Coachella
- . City of Big Bear Lake economic development specialist
- . Housing & Community Director, County of Riverside
- . Private economic development consultant



Dr. Julianna Delgado

- . Professor of Urban and Regional Planning, Cal Poly Pomona
- . Former planning director, City of Big Bear Lake
- . UCLA School of Design
- . Co-director of the California Center for Land and Water Stewardship

Consultants to the County of San Bernardino for Crestline and Twin Peaks.

“THE METROPOLIS AND THE MOUNTAINTOP”: “Compatible Co-existence”

Harrison “Buzz” Price

Walt Disney



Roy Disney



“IMPROVE PEDESTRIAN LINKAGES. OUT-MOIN THE PACIFIC CREST TRAIL”



**“Establish a planning & marketing authority
for the Mountain area, an ecumenical override.”**

Harrison “Buzz” Price, the celebrated attractions economist who gained fame as Walt Disney’s chief consultant for Disney World and 130 other projects, conducted feasibility studies for upgrading the Palm Springs Aerial Tramway and developing Mt. San Gorgonio as a winter resort like Zermatt, Switzerland. Price grew up in San Bernardino, working and recreating in the San Bernardino Mountains. In his keynote speech entitled, “The Metropolis and the Mountaintop” at a Lake Arrowhead conference sponsored by the County, SBNF, Sierra Club and four mountain chambers of commerce, he made the following recommendations:

“Develop a trail-based circulation system for all the mountain area.”

*The Running Springs
Village to Forest Trails
Project*



A Partnership Effort With ...

The County of San Bernardino, The San Bernardino National Forest, The Rim of the World School District, Running Springs Water District, Running Springs Chamber of Commerce, Sierra Club, Scroplimists International of Running Springs, and The Deep Creek Open Space Coalition

heeler
our
na
m
o

**TRANSPORTATION/FLOOD CONTROL
DEPARTMENT - SURVEYOR**

925 East Third Street • San Bernardino, CA 92415-0835 • (908) 387-2800
Fax (908) 387-2867

October 8, 1998

Mr. Douglas P. Wheeler
Secretary for Resources
The Resources Agency of California
1416 Ninth St., Suite 1311
Sacramento, CA 95814

COUNTY OF SAN BERNARDINO
PUBLIC SERVICES GROUP

KEN A. MILLER
Director

File: 502

Subject: 1999/2000 Environmental Enhancement and Mitigation (EEM) Program

Dear Secretary Wheeler:

Submitted for your consideration is one original and four copies of the EEM application for the "Running Springs Forest to Village Trails" project, requesting a grant in the amount of \$250,000. Approval of this application will leverage an additional \$1,355,000 of other related funding for the acquisition and development of the trail system.

The Scroplimists International of the Greater Running Springs Area, the Greater Running Springs Area Chamber of Commerce, and the Running Springs Business Association initially provided the leadership and financial support for this project. The Rim of the World School District, Deep Creek Open Space Coalition, Sierra Club, Children's Forest Association, American Land Alliance, and U.S. Forest Service have actively joined in this effort. The proposed bicycle and pedestrian trail is supported by the Chambers of Commerce of Lake Arrowhead, Big Bear and Crestline as the first link that is part of a cross-mountain trail system.

This project extends along State Highways 18 and 330 from the 330 turnoff into downtown to Miller Peak Road, linking downtown Running Springs with Hoffman Elementary School, Children's Forest, Deep Creek and Snow Valley. The trail will also connect downtown Running Springs with Commercial Way, Secret Way, and Palo Alto Way and ultimately "The Narrows" at Deep Creek. The proposed scope of services will include landscaping along public rights-of-way, off-street parking, a boardwalk and bicycle lane through town blending into a trail into the forest. A prominent feature is a restored watercourse through the village which will not only be aesthetically pleasing, but also improve drainage.

The project will provide an opportunity for applied education to local school children as well as youth camps, boy scouts and girls clubs in the region participating in Children's Forest, youth camps, boy scouts and girls clubs. The replenished forest lands will serve as a filter for smog-laden California air, replacing carbon dioxide with oxygen in a region with the worst ozone pollution.

JAMES J. HLAVER
County Administrative Officer

TIM KELLY
Assistant County Administrator
Public Services Group

KATHY A. DAVIS
JOHN D. SIKELS

Board of Supervisors
First District
Second District
Third District
Fourth District

Supervisor DENNIS HANSBERGER
LARRY WALKER
JERRY EAVES

This State grant was prepared for the County as applicant and approved; resulting in the National Children's Forest Trail.

KAM:rc

Attachments as noted

cc: Supervisor Dennis Hansberger
Steve Wilson, Field Rep. 3rd Dist
Tim Kelly, ACA, Public Services Group
Bruce Daniels



1. The Caltrans Active Transportation Program (ATP)

planning managed by the Rim of the World Recreation and Park District is complete;

Focus:

- **safe routes to schools**
- **related village revitalization**
- **inter-mountain trail system connecting the Rim of the World with Lake Silverwood State Recreation Area and Big Bear.**



2. The draft County community plans updates are complete



3. The San Bernardino National Forest Plan is available.

ALL THREE PLANS SHOULD BE INTEGRATED



The completion of the \$284,000 Caltrans Active Transportation Program (ATP) planning grant, County community plan update and the San Bernardino National Forest Management Plan provide a unique and timely opportunity to pursue implementation funding for eco-tourism and recreation; i.e.

OUR ENVIRONMENT IS OUR ECONOMY.

I have identified four very competitive projects depending on community support and local resource investment:

- 1. Running Springs Area "VILLAGE TO FOREST TRAIL" connecting Running Springs with Heaps Peak Arboretum, Deep Creek/Pacific Crest Trail (PCT), Hootman Community Center/Hoffman Elementary School/Children's Forest Trail, Arrowbear Lake/Park, Snow Valley/Rim Nordic, Green Valley Lake/Forest Service campground/Road to Fawnskin and the Arctic Circle**
- 2. Crestline/Lake Gregory County Regional Park connecting with Lake Gregory Elementary School, Lake Silverwood State Recreation Area and the PCT**
- 3. Blue Jay Village Revitalization connecting with Lake Arrowhead, Arrowhead Ridge, Rim School District administrative offices, Rim High School and Dogwood Campground**
- 4. McKay County Park connecting with Forest Service campground, PCT, Cedar Glen and Lake Arrowhead Village**
- 5. Heaps Peak Arboretum connecting with Lake Arrowhead's McKay Park and/or Running Springs Village to Forest Trail.**

"Improve pedestrian linkages. Out 'Muir' the Pacific Coast Trail."



Children's Forest Trail



"Trail-based circulation system for all the mountain area."

...Harrison "Buzz" Price, Walt Disney's
Attractions Economist

The Village



Trails to:



Children's Forest
Keller Peak fire lookout

Snow Valley

Rim Nordic

Arrowbear



Green Valley Lake

Running Springs:



Do we measure up?

PLANNING, COMMUNITY SUPPORT, LOCAL RESOURCES

Running Springs:

BETWIXT & BETWEEN



Running Springs!

***THE BRIDGE TO
BIG BEAR AND LAKE ARROWHEAD!***

THE ONLY VILLAGE CENTER ON THE RIM!

**A “drive-by” to Big Bear?
Why not a way-station and trailhead?**

While SR 330 joins SR 18, “The Rim of the World Scenic Highway”, by-passing the commercial center for motorist convenience, offers an attractive visual “window” and two exits with signage can guide visitors to interesting shops and restaurants.

**Take advantage of our strategic position
for travelers and residents alike.**

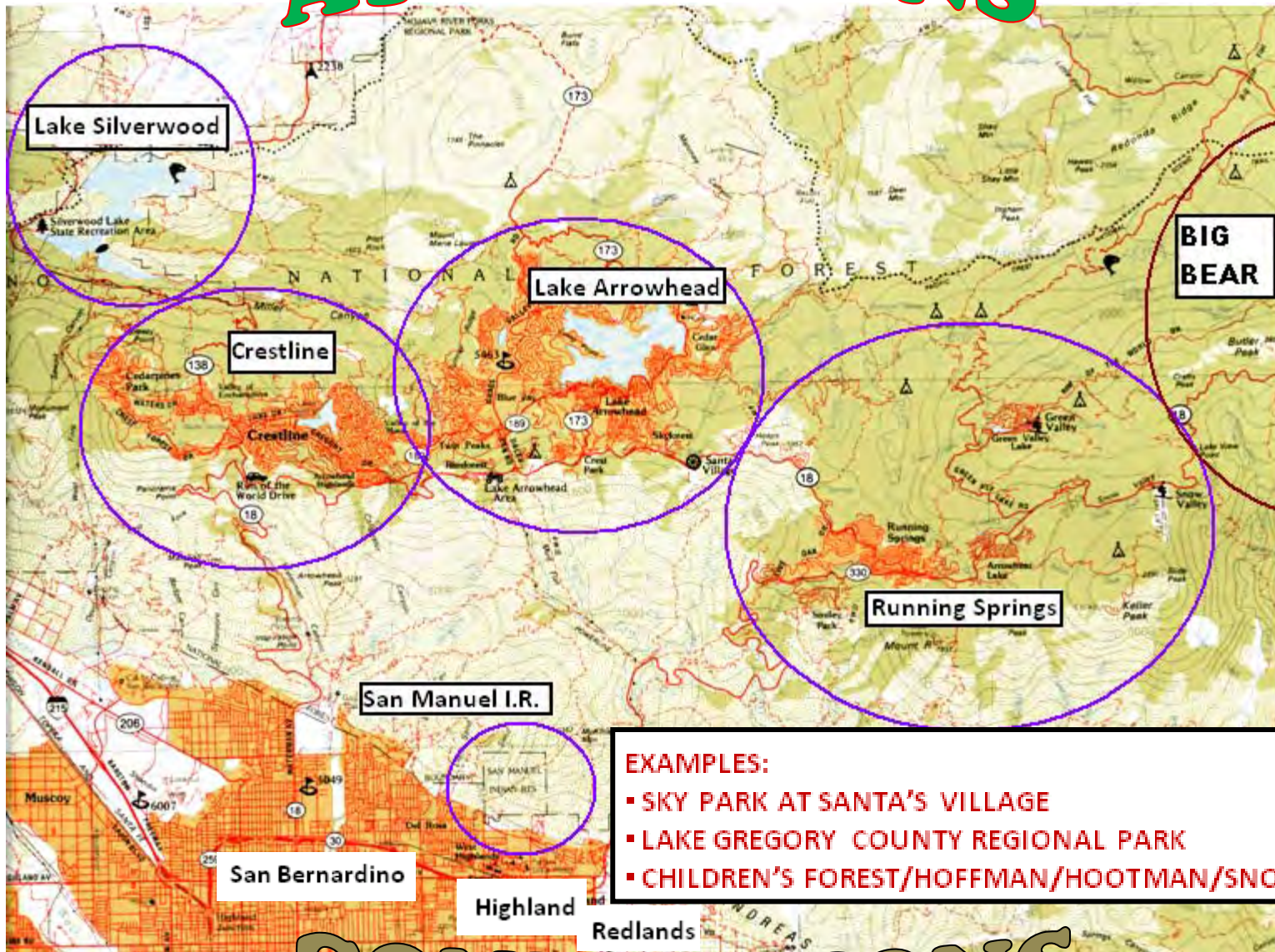


*CONNECTING THE RIM OF THE WORLD AND
THE
LOS ANGELES BASIN WITH BIG BEAR*



BIG BEAR LAKE

ATTRACTIONS



EXAMPLES:

- SKY PARK AT SANTA'S VILLAGE
- LAKE GREGORY COUNTY REGIONAL PARK
- CHILDREN'S FOREST/HOFFMAN/HOOTMAN/SNOW VALLEY

CONNECTIONS

Trailheads?

Village to Forest




**Children's Forest
Visitor Center**



Hootman Community Center

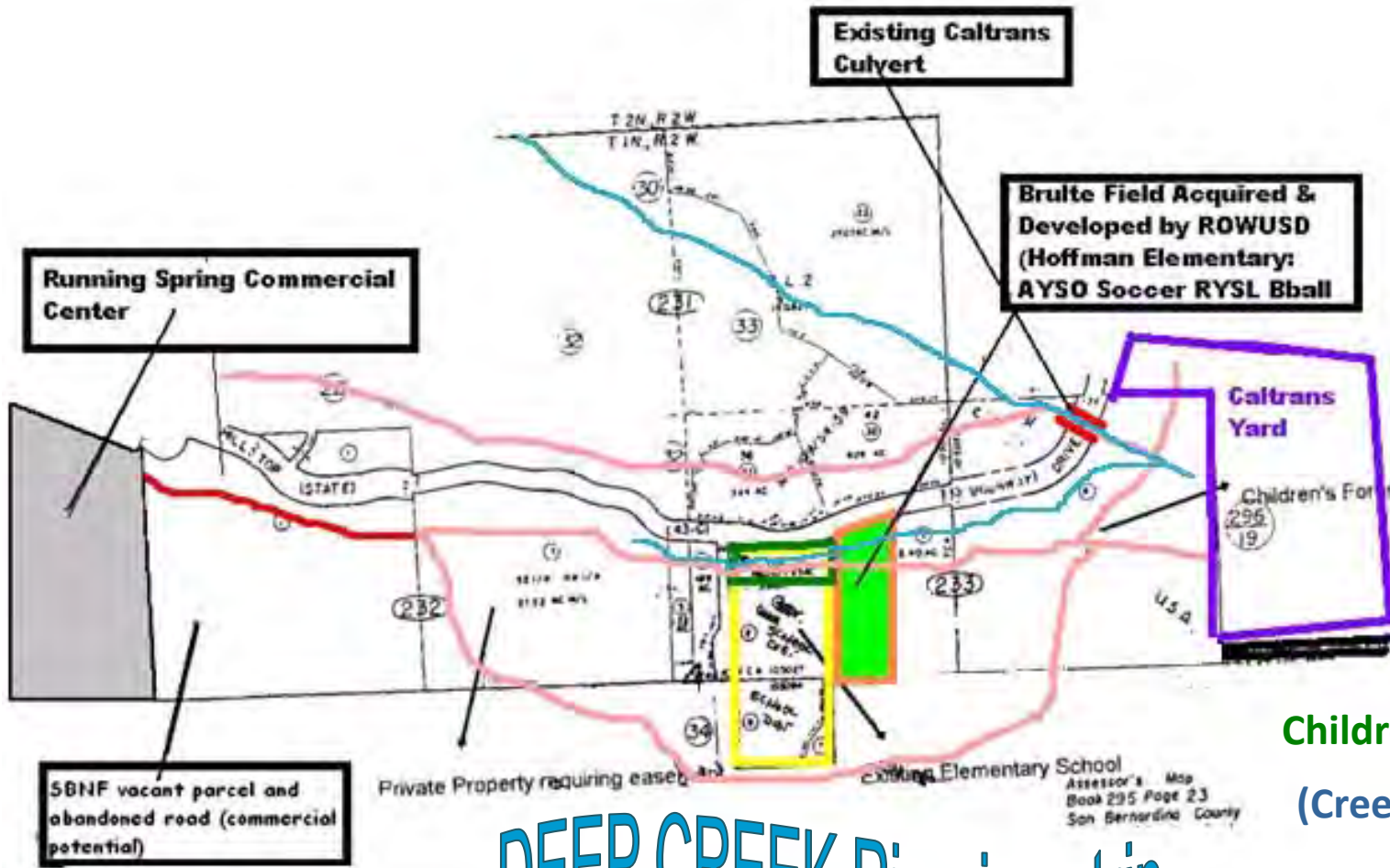
Snow Valley





HOFFMAN/HOOTMAN COMMUNITY COMPLEX
SCHOOL, LIGHTED FIELDS & COMMUNITY CENTER

RIM OF THE WORLD SCHOOL & RECREATION & PARK DISTRICTS
AND . . .



DEEP CREEK Riparian strip

Hootman/Hoffman/Children's Forest Complex:

A TRAILHEAD TO KELLER PEAK, ARROWBEAR, SNOW VALLEY AND GREEN VALLEY LAKE?



The U.S. Forest Service, National Forest Association and Rim Parks collaborated to construct the Children's Forest Trail.

A confluence of attractions and connections has emerged, which can be converted into an implementation strategy. However,

ADEQUATE SECURITY- POLICE & FIRE PROTECTION - IS A PRE-REQUISITE

Additional resources to protect our alpine communities and national forest are urgently needed to adequately address the impacts of urban interface.

Other pre-requisites include:

- **Planning**, including: environmental review and design. Integrate County community plans, ATP, and the national forest plan for each community. Prepare specific plans for Lake Arrowhead, Crestline, Running Springs and adjacent Front Country/Rim modeled after the City of Big Bear Lake Village Specific Plan. For example, a Lake Tahoe hotel designed in glass among the pines, makes it an virtually invisible part of the forest with adjoining ski runs, trails, walkways, roads and bicycle lanes.
- **Revitalization** of our villages and Front Country/Rim as an economic base for environmental enhancement that includes our national forest. Redevelopment usually takes 17 years to complete. Local examples include Lake Gregory County Regional Park, Tudor House, Sky Park at Santa's Village, Heaps Peak Arboretum, Snow Valley and Hoffman/Hootman/Children's Forest Trail Complex.

Police - Fire



San Bernardino National Forest Plan

“Law enforcement staffing levels are inadequate to manage the number of users.”

“a lack of ability to respond to incidents, to assist other programs, and to provide safe access across the national forest”

“The law enforcement budget is less than it was ten years ago, while the amount and types of unlawful activities have increased.”

RECOMMENDATION: Pursue additional security resources through our elected federal, State, and County representatives.



PLANNING A PRE-REQUISITE:

Years following the focus on timber extraction were devoted to real estate development and promotion via the creation of dammed reservoirs or lakes, including:

Big Bear Lake, Lake Arrowhead, Lake Silverwood, Lake Gregory, Green Valley Lake and Arrowbear Lake.

- 1. HOW INTEGRATED IS THE COUNTY GENERAL PLAN, COMMUNITY PLAN, SAN BERNARDINO FOREST PLAN AND ATP PLAN?**
- 2. NEED FOR A SPECIFIC PLAN, MARKET ANALYSIS, DESIGN, CAPITAL IMPROVEMENT PLAN AND BUSINESS PLAN**
- 3. BIG BEAR, LAKE ARROWHEAD, CRESTLINE AND RUNNING SPRINGS DRAFT COMMUNITY PLAN UPDATES**



San Bernardino National Forest Plan

Forest visitors are especially drawn to riparian areas.

Conservation education programs are needed

to teach national forest visitors about their connection and dependence on the land, what is expected of them when they come to the national forests, and the potential effects their presence can have on the national forests. Forest staff will develop **partnerships** and seek the assistance of **volunteers** to accommodate higher levels of use and to accomplish recreation objectives.

Additional challenges will arise as visitation grows. Urban influences, and trends in lifestyles create the demand for:

- convenient national forest access
- improvements to facilities
- environmental safeguards
- engaging conservation education programs



VILLAGE REVITALIAZATION WALKWAYS, TRAILHEADS, INFRASTRUCTURE



Blue Jay/Lake Arrowhead



RECOMMENDATION: Aggressively pursue public infrastructure funding and private investment.

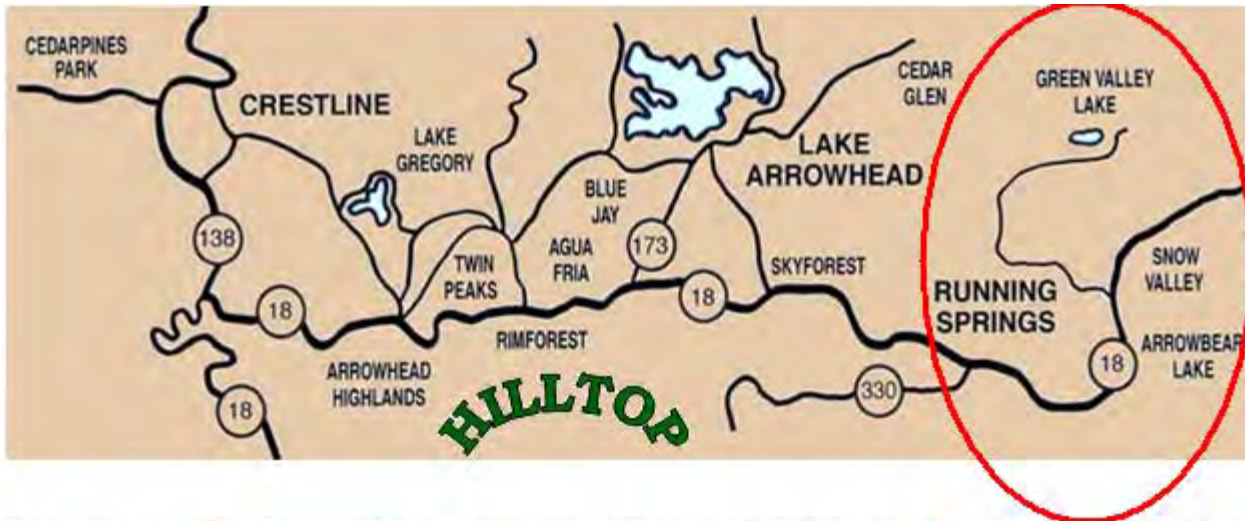


Crestline



Running Springs/ Snow Valley

WHERE ARE THE RUNNING SPRINGS IN RUNNING SPRINGS?



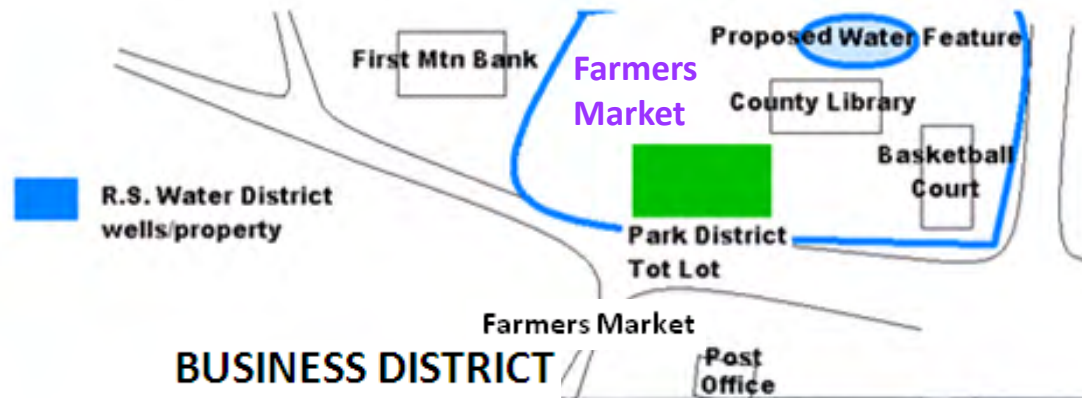
Running Springs, Arrowbear, Green Valley Lake, Snow Valley

BRANDISH THE BIG BEAR BRAND!

ON THE WAY, ONLY CLOSER!

THE RUNNING SPRINGS WATER DISTRICT, RIM PARK DISTRICT AND COUNTY COLLABORATED TO PROVIDE PLAYGROUNDS AND A LIBRARY:


WHY NOT A WATER FEATURE WITH DEEP CREEK NEARBY?



Running Springs

DEEP CREEK TRAIL *connecting to the Pacific Crest Trail?*

Trout Stream, Canyon, **Fall Foliage**



A "WILD & SCENIC RIVER?"





Snow Valley

30 minutes sooner with more snow than Big Bear


CONNECTING LAKE ARROWHEAD AND RUNNING SPRINGS



HEAPS PEAK ARBORETUM

The Rim of the World Interpretive Association (ROWIA) was founded by Rim schoolteacher and U.S. Forest Service employee George Heseman as a result of a 1922 Heaps Peak fire. The Lake Arrowhead Women's Club and Elementary School students cleaned up the neglected site and re-planted trees resulting in ROWIA managing the Heaps Peak Arboretum. Children's Forest burn sites were initially under ROWIA management, later assumed by the Forest Service Foundation. Switzer Park is now managed by ROWIA. Heseman died in 1998, the same year that "The Fall Rendezvous" was held and the Rim of the World Trails Association was formed.





George Heseman




HEAPS PEAK ARBORETUM

GIANT SEQUOIAS, VISTAS, FALL COLORS, SPRING FLOWERS, WILDLIFE

The Rim



RUNNING SPRINGS & THE 330 CORRIDOR



Heavy traffic converge on the Village of Running Springs with roadways without bicycle lanes or maintained walkways for school children, residents and visitors alike.



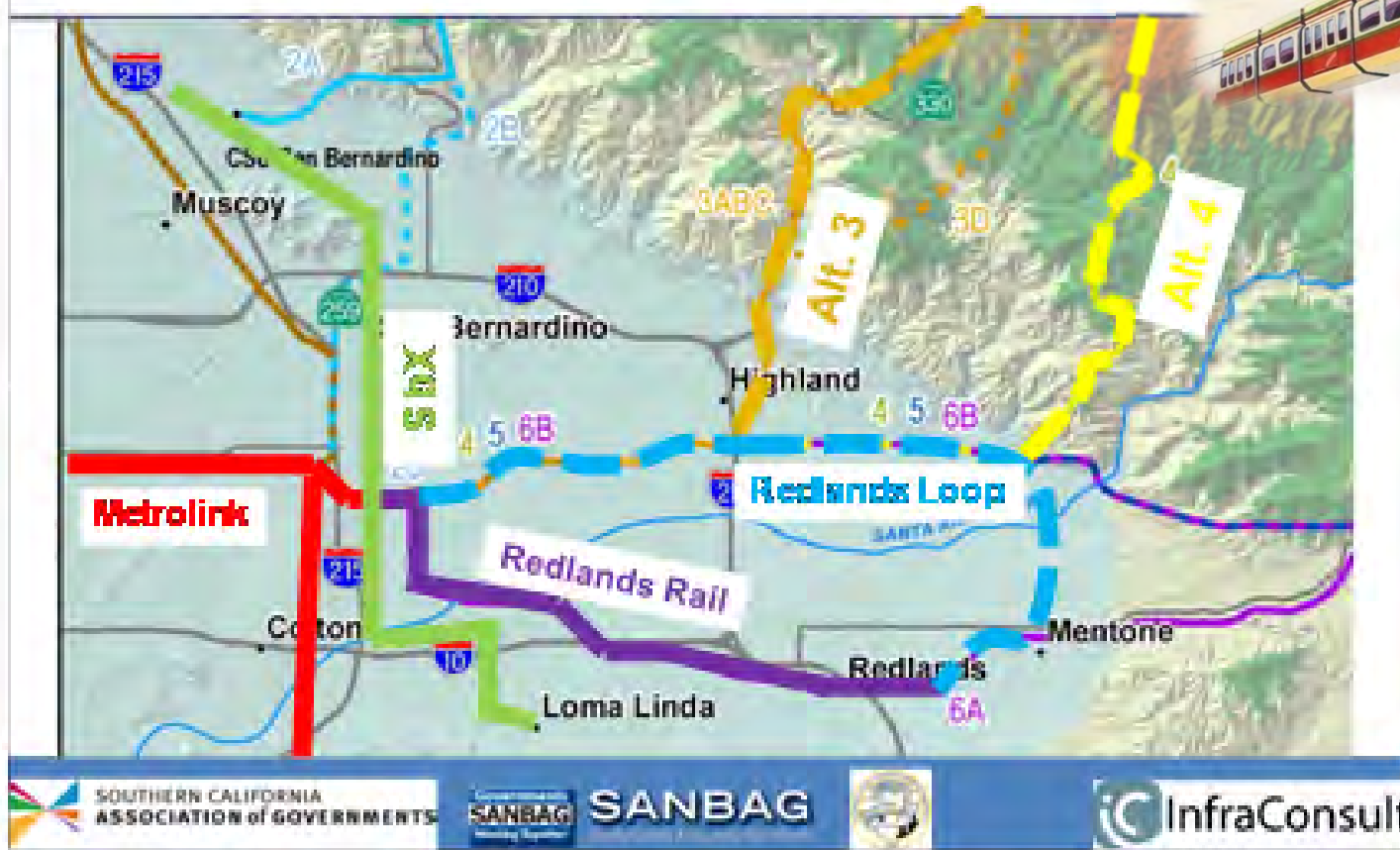
Front Country



CORRIDOR

*Running Springs
to Big Bear*

Potential Future Transit System



“RIM OF THE WORLD”! BY CAR, BY RAIL, BY TRAIL!



*Running Springs
to Big Bear*



"Expand the access. Reach farther into the eco-world."

**... Harrison "Buzz" Price
Disney Economist**


RECOMMENDATION: Aggressively pursue infrastructure funding.



Village to Forest

**Children's Forest
Visitor Center**

Trails, Trailheads & Trading Posts



Hootman Community Center




Snow Valley



Recommended facilitator: a private non-profit corporation(s) with demonstrated related management capacity contracted to pursue funding:



FOUNDATION



MINUTES – September 20, 2017

PAGE 1 OF 6

**MINUTES OF THE REGULAR MEETING OF THE
BOARD OF DIRECTORS RUNNING SPRINGS WATER DISTRICT
COUNTY OF SAN BERNARDINO, STATE OF CALIFORNIA
SEPTEMBER 20, 2017**

The Regular Meeting of the Board of Directors of the Running Springs Water District was held on Wednesday, September 20, 2017 at the hour of 9:00 A.M. at the District office located at 31242 Hilltop Boulevard, Running Springs, California.

The following Directors were present:

Ken Ayers, President
Mike Terry, Director
Errol Mackzum, Director
Tony Grabow, Director

Director Pamella Bennett was absent

Also present were the following:

Ryan Gross, General Manager, Attended by Teleconference
Joan C. Eaton, Board Secretary/Treasurer/Administration Supervisor
George Corley, Fire Department Chief
Dixi Willemse, Fire Department Administrative Assistant
Randy Bobroff, Water Division Supervisor

Visitors Present:

Ananda Foerch, Mountain News Reporter
Dwayne Symonett, Running Springs Resident
Marlin Fernandez, Running Springs Resident
Kathleen Fister, Running Springs Resident

MEETING MINUTES

AGENDA ITEMS

1. Call Meeting to Order and Pledge of Allegiance

The meeting was called to order at 9:00 A.M. by President Ayers and Director Grabow led the assembly in the pledge of allegiance to the flag.

2. Recognize and Hear From Visitors/Public Comment

The visitors introduced themselves for the record.

3. Public Hearing and Consideration to Allow or Overrule any or all Objections or Protests to the Proposed Removal of Weeds and/or Wastes that have been Declared as a Public Nuisance

A. Open Public Hearing: The Public Hearing was opened at 9:01 A.M. by President Ayers.

B. Fire Chief's Report: Chief Corley reported on the Public Hearing for the yearly Hazard Abatement Program referring to Resolution No. 21-17 that declared the properties listed in Exhibit A constitute a public nuisance, directed the Fire Inspector to provide notice to the owners of the properties of a public hearing conducted September 20, 2017 and that the Board of Directors shall hear and consider all objections and protests to the proposed removal of weed and/or waste.

C. Written Objections or Protests: None received

D. Oral Objections or Protests: Visitors Symonett and Fister commented on their properties and reported they were in compliance with the Hazard Abatement Program. Discussion continued and the Fire Department stated that they will re-inspect these properties. District staff noted the main concern of the Hazard Abatement Program is compliance and safety in the community.

Visitor Fernandez commented on the Hazard Abatement Program notifications regarding clarity and safety. Discussion continued and District staff will consider all comments and review administrative procedures regarding the Hazard Abatement Program. Attorney Simmons said it appears that all objections have been addressed.

E. Board Discussion: Director Mackzum said the District should always be re-examining procedures.

F. Close Public Hearing: The Public Hearing was closed at 9:34 A.M. by President Ayers.

G. Consider allowing or overruling any or all objections or protests to the proposed removal of weeds and/or wastes that have been declared a public nuisance, whereupon the Board of Directors shall acquire jurisdiction to proceed and perform the work of removing the public nuisance

Upon motion by Director Grabow, second by Director Terry and carried by a 4 to 0 vote, consider allowing or overruling any or all objections or protests to the proposed removal of weeds and/or wastes that have been declared a public nuisance, whereupon the Board of Directors shall acquire jurisdiction to proceed and perform the work of removing the public nuisance, was approved.

4. Approval of Consent Items

A. Approve Meeting Minutes

B. Ratify Expenditures and Cash Summary

The August 2017 expenditures were reviewed and clarified.

C. Consider Declaring Certain Equipment as Surplus and Authorize Staff to Dispose of Property

Supervisor Eaton noted that some of the equipment listed are duplicates and have already been declared surplus. Manager Gross said all computer hard drives are removed and retained by the District. The ventilation unit will be tagged by the Fire Department as non-operable for demonstration purposes only.

Upon **motion** by Director Mackzum, **second** by Director Ayers and **carried by a 4 to 0 vote**, the Consent Items were approved.

5. Action Items

A. Consider Authorizing General Manager to Execute Amendment No. 3 to the San Bernardino County Land Lease Agreement for the Running Spring Library

Attorney Simmons said the District entered into a five (5) year lease agreement with San Bernardino County in 2008 for the Running Springs Library with three (3), two (2) year options to renew and it is recommended that the Board review and approve the final revised Amendment No. 3. The monthly lease amount is currently \$892 and will increase to \$909 from November 2017 to October 31, 2018 and \$928 from November 2018 to October 2019. Legal Counsel has reviewed the proposed amendment with no suggested changes and the San Bernardino County Counsel has approved the document.

Upon **motion** by Director Grabow, **second** by Director Terry and **carried by a 4 to 0 vote**, Authorizing the General Manager to Execute Amendment No. 3 to the San Bernardino County Land Lease Agreement for the Running Springs Library, was approved.

B. Consider Authorizing General Manager to Execute Updated Service Agreement with Computer Options for Continued Information Technology Support

Supervisor Eaton said staff is recommending that the Board consider authorizing the General Manager to execute the updated service agreement with Computer Options for continued Information Technology (IT) support services. The District budgeted approximately \$41,300 in Fiscal Year 2017/2018 for IT Services and Hardware/Software/Licensing expenses as needed. The District has not experienced any previous breach in the system and Supervisor Eaton reported that the Special District Risk Management (SDRMA) liability program provides the District with Cyber

coverage protection. Manager Gross said the vulnerability scan is constantly monitored by Computer Options and the District would be notified of any issues immediately.

Upon **motion** by Director Mackzum, **second** by Director Terry and **carried by a 4 to 0 vote**, Authorizing the General Manager to Execute the Updated Service Agreement with Computer Options for Continued Information Technology (IT) Support Services, was approved.

C. Consider Awarding Contract for the Replacement of the Harris Groundwater Well Pump and Motor

Supervisor Bobroff reported on the Harris Groundwater Well that has met its life expectancy and he proposed upgrading to a Variable Frequency Drive that would result in lower electricity expense. The District received three (3) bids with the lowest from Harich Enterprise, Inc. in the amount of \$15,745.25. Discussion continued regarding the bids and change orders with Supervisor Bobroff stating the project will take approximately two (2) days to complete and the funding source is the Water Capital Improvement Reserve Fund with a balance of \$141,427.

Upon **motion** by Director Grabow, **second** by Director Mackzum and **carried by a 4 to 0 vote**, Replacement of the Harris Groundwater Well Pump and Motor by Harich Enterprise, Inc. in the amount of \$15,745.25, was approved.

D. Consider Adopting Resolution No. 23-17, Approving the Department of Forestry and Fire Protection Agreement #7FG17119

Chief Corley reported on the State of California Department of Forestry and Fire Protection Volunteer Fire Assistance Program that has awarded the Running Springs Fire Department a grant in the amount of \$4,603.92. Chief Corley said a resolution is required and the funds will go toward the purchase of wild land firefighting gear with a 50/50 matching fund basis for the grant. Discussion continued and Chief Corley said there may be additional Fire Department grant funding available next year for equipment replacement and the surplus equipment can be sold, disposed or donated.

Upon **motion** by Director Grabow, **second** by Director Terry and **carried by a 4 to 0 vote**, RESOLUTION NO. 23-17, DEPARTMENT OF FORESTRY AND FIRE PROTECTION AGREEMENT #7FG17119, was adopted. (Resolution No. 23-17 on file in the District office)

E. Consider Draft Letter to San Bernardino County Board of Supervisors Regarding Ambulance Exclusive Operating Areas

This item was tabled to a future meeting.

6. Information Items

A. Water Production and Precipitation Report

No report provided.

B. CSDA Summary of Little Hoover Commission Report

Attorney Simmons reported on the Little Hoover Commission Report and Director Mackzum said the report emphasized the importance of website transparency. Supervisor Eaton reported on District website transparency and visitor Foerch stated the District website was thorough. Supervisor Eaton confirmed that the District is a transparency award recipient which is the Special District Leadership Foundation Transparency Certificate of Excellence.

C. LAFCO SC#419 Staff Report

Manager Gross is attending the Local Agency Formation Commission (LAFCO) meeting regarding the request for exemption regarding District Ordinance No. 47. Discussion continued and Supervisor Eaton closed by stating that Arrowbear Park Water District paid only a portion of their July upstream bill and County Service Area 79 (CSA-79) paid the full amount due as outlined in Ordinance No. 47. The District may discuss this issue further in a future closed session.

7. Supervisor's Report

Chief Corley said the Fire Department received a \$10,000 grant from the Inland Counties Emergency Medical Agency (ICEMA) that will be used to purchase four (4) Emergency Medical Services computer tablets.

Supervisor Eaton reported that Administration is finalizing the Tyler Billing Software upgrade and are pleased with the system and efficient customer support. The auditors will present the June 30, 2017 Financial Statements in October or November, 2017.

8. Report From Legal Counsel

Attorney Simmons reported on the Association of San Bernardino County Special District meeting presentation titled the California Water Fix and discussion continued.

9. Board Member's Comments

President Ayers will attend the California Special District Association Annual Conference on September 26th and 27th, 2017 as a recipient for the Running Springs Water District McMurchie Excellence in Safety Award presented by the Special District Risk Management Authority (SDRMA) regarding the Worker's Compensation Program.

10. Meeting Adjournment

The meeting was adjourned at 10:43 A.M.

Respectfully Submitted,

President, Board of Directors
Running Springs Water District

Secretary of the Board of Directors
Running Springs Water District

RUNNING SPRINGS WATER DISTRICT

MEMORANDUM

DATE: October 18, 2017
TO: Board of Directors
FROM: Ryan Gross, General Manager
SUBJECT: RATIFY EXPENDITURES

RECOMMENDED BOARD ACTION

It is recommended that the Board of Directors review the attached accounts payable check register and ratify the District's September 2017 expenditures.

REASON FOR RECOMMENDATION

Each month staff presents the monthly check register and recommends that the Board of Directors ratify the District's expenditures.

ATTACHMENTS

Attachment 1 – Accounts Payable Check Register for September 2017
Attachment 2 – Cash Reserve Fund Balances as of September 30, 2017

Running Springs Water District Accounts Payable Checks September 2017

Vendor Name	Description	Date	Invoice Amount	Check Number	Check Amount
2 Hot Uniforms inc	Uniform Allowance Ellsberry	09/13/17	296.41	101048	296.41
	Safety Boots Ellsberry	09/28/17	244.58	101090	244.58
Action Automotive Repair Inc	Smog Inspections	09/06/17	537.75	101015	537.75
	Mount District supplied tires	09/19/17	120.00	101073	120.00
Airgas Inc.	Rent Cyl Ind Large Helium	09/13/17	43.41	101049	43.41
American Family Life Assurance Company of Colun	Additional Insurance August 2017	09/06/17	616.66	100994	616.66
Ameripride Services, Inc	Cleaning Supplies for August 2017	09/06/17	302.70	100995	302.70
Arrowbear Park County Water District	Purchased Water	09/06/17	7,075.60	100996	7,075.60
Bacon/Wagner Excavating, Inc.	Temporary asphalt	09/28/17	1,358.00	101091	1,358.00
Best, Best & Krieger LLP	PP&E Annual Billing	09/11/17	2,100.00	101031	4,472.47
	Legal Services	09/11/17	2,372.47	101031	
Boot Barn Inc.	UNIFORM AND BOOTS	09/06/17	183.58	100997	183.58
BURR Group Inc.	Trash Service August 2017	09/06/17	67.29	100998	458.74
	August 17- Trash Service/Load	09/06/17	214.66	100998	
	Trash Service August 2017	09/06/17	176.79	100998	
California Computer Options Inc	Network Maintenance Sept. 2017	09/06/17	2,375.00	100999	2,375.00
	Replacement computer for Operators	09/11/17	817.82	101032	817.82
California Water Environment Association	Plant Maint Tech Grd 1 Renewal	09/19/17	85.00	101074	85.00
CalPERS	Health Premiums September 2017	09/01/17	19,003.03	DFT0000550	19,003.03
	Fees for GASB-68 Reports & Schedules	09/05/17	1,400.00	DFT0000551	1,400.00
	CalPERS UAL, September 2017	09/18/17	40,117.03	DFT0000556	40,117.03
	Pers Employer Contribut Classic/Preppra	09/18/17	23,334.30	DFT0000557	23,334.30
	Pers Employ Contribu Classic/Peppra	09/29/17	21,335.97	DFT0000603	21,335.97
Canon	Service Fee September 2017	09/19/17	565.95	101075	565.95
Central Valley Concrete & Coring	Core drill tank wall in MBR 1	09/19/17	2,500.00	101076	2,500.00
Charter Communitcations	Telephone/Internet September 2017	09/13/17	663.45	101050	854.26
	Telephone/Internet Sept-Oct 17	09/13/17	190.81	101050	
	Telephone/Internet Sept-Oct 2017	09/19/17	104.97	101077	104.97
Citibank, N.A.	Insect Repell,screen, troff gutter cleaner	09/06/17	191.18	101000	191.18
	STAPLES -OFFICE SUPPLIES	09/19/17	131.71	101078	951.77
	Ink Cartridges	09/19/17	573.54	101078	
	Office Supplies August 2017	09/19/17	246.52	101078	
Clinical Laboratory of San Bernardino	Water Samples August 2017	09/28/17	2,014.00	101092	2,014.00
County of San Bernardino	Assesor Parcel Map Revisions Sept 2017	09/19/17	2.00	101079	2.00
Crestline-Lake Arrowhead Water Agency	Purchased Water August 2017	09/06/17	16,887.09	101001	16,887.09
Cypress Ancillary Benefits	Dental Premiums for September 2017	09/06/17	1,169.86	101002	1,169.86
Dixi Willemse	Reimbursement Claim	09/06/17	172.00	101003	172.00
	Reimbursement Claim	09/19/17	47.85	101080	47.85
Don's Auto Supply 2 Inc.	Oil Products for Tractors & Generators	09/06/17	469.00	101004	469.00
Federal Express Corporation	Shipping Charges	09/13/17	53.01	101051	53.01
Fire Fighters Association	Association Dues for September 2017	09/28/17	570.00	101093	570.00
Frontier Communications	Telephone Aug-Sept 2017	09/06/17	54.95	101005	164.79
	Telephone Aug-Sept 2017	09/06/17	54.89	101005	
	Telephone Aug-Sept 2017	09/06/17	54.95	101005	
	Telephone September 2017	09/11/17	51.91	101033	51.91

Vendor Name	Description	Date	Invoice Amount	Check Number	Check Amount
Frontier Communications	Telephone - September 2017	09/13/17	143.19	101052	143.19
	Telephone September 2017	09/19/17	51.91	101081	51.91
	Scada Line Sept-Oct 17	09/28/17	100.95	101094	353.67
	Telephone Sept-Oct 17	09/28/17	71.47	101094	
	Telephone Sept-Oct 17	09/28/17	54.89	101094	
	Telephone Sept-Oct 17	09/28/17	71.47	101094	
	Telephone	09/28/17	54.89	101094	
George Corley	Reimbursement Claim	09/11/17	406.45	101034	406.45
Hach Company	Sensor Cap Replacement	09/06/17	130.38	101006	130.38
Harrington Industrial Plastics LLC	18" Cap Manway PE Vented	09/19/17	157.39	101082	157.39
	PVC parts for MBR 1 upgrade	09/28/17	78.18	101095	78.18
Haz Mat Trans, Inc.	WO 83394 Transport	09/06/17	1,750.00	101007	2,450.00
	WO 83769 Transport	09/06/17	700.00	101007	
	Wo#83770 Transport to One stop	09/13/17	700.00	101053	700.00
HD Supply Facilities Maintenance LTD	Stenner- Chemical Pump Head	09/28/17	143.56	101096	143.56
Herc Rentals Inc.	Crane Truck for MBR 1 Upgrade	09/28/17	5,646.85	101097	5,646.85
Hi-Desert Publishing	24 Month Renewal Subscription	09/06/17	49.95	101008	49.95
Hilti Inc.	chemical anchor epoxy for MBR 1	09/28/17	334.12	101098	334.12
Inland Desert Security & Communications	Answering Service September 2017	09/13/17	105.20	101054	105.20
Jacob Camacho	Vacation Buyout	09/13/17	462.47	101055	462.47
Joan Eaton	Reimbursement Claim	09/11/17	200.07	101035	200.07
	Reimbursement Claim	09/19/17	318.71	101083	318.71
Kent Jenkins	Reimbursement Claim	09/06/17	724.05	101009	724.05
Leslie's Poolmart, Inc	40lb. Salt bags	09/28/17	338.73	101099	338.73
Liberty Composting Inc	Tipping Fees -Biosolids Aug 2017	09/13/17	357.20	101056	357.20
Life-Assist, Inc	Medical Supplies	09/13/17	863.38	101057	863.38
Lincoln National Life Insurance Company	Life Insurance Premium Sept. 2017	09/06/17	1,153.31	101010	1,153.31
Linda Mayfield	Reimbursement Claim	09/28/17	485.00	101100	485.00
Liquinox	Bioxide for RSP, ARROWBEAR, CSA-79	09/06/17	4,572.05	101011	4,572.05
Lou's Gloves, Inc	Nitrile Exam Grade Black Gloves	09/06/17	88.00	101012	88.00
	Nitrile Exam Gloves Various Sizes	09/13/17	100.00	101058	100.00
MCI	Long Distance for Agust 2017	09/06/17	47.34	101013	47.34
McMaster-Carr Supply Company	PVC Fitt, Nipple and pipe cement	09/06/17	90.49	101016	156.04
	Grinder cutoff wheel	09/06/17	29.62	101016	
	Angel Grinders Cutoff Wheel	09/06/17	35.93	101016	
	Anchor Material for MBR 1 upgrade	09/28/17	247.82	101101	513.72
	hardware for MBR 1 upgrade	09/28/17	265.90	101101	
Metropolitan Life Insurance Company	Vision Insurance September 2017	09/06/17	191.44	101017	191.44
Mike Scotti	Reimbursement for Paramedic Lic.	09/11/17	200.00	101036	200.00
	Paramedic Renew Reimbursement	09/28/17	70.00	101102	70.00
NAPA Auto Parts	Misc Auto Supplies	09/11/17	750.82	101037	750.82
	Miscellaneous Auto Supplies	09/13/17	339.57	101059	339.57
NBS Government Finance Group	Quart Oct-Dec 17 Admin Fees	09/28/17	1,430.37	101103	1,430.37
Neopost USA Inc	POSTAGE MACHINE INK	09/19/17	193.94	101084	193.94
Nestle Waters North America	Drinking Water for Treatment Plnt	09/06/17	51.75	101018	51.75
Northern Safety Company Inc.	safety/work glove	09/11/17	168.28	101038	168.28
Oakstone Publishing LLC	Top Perfomance Renewal 2017/2018	09/13/17	273.46	101060	273.46
Oakstone Publishing, LLC. Top Performance	Personal Best Renewal 2017/2018	09/13/17	378.21	101061	378.21
One Stop Landscape Supply	Bio Solids Disposal August	09/11/17	1,936.20	101039	1,936.20
Patricia A. Monical	Paper Towels	09/06/17	88.31	101019	88.31

Vendor Name	Description	Date	Invoice Amount	Check Number	Check Amount
Patricia A. Monical	Cleaning Supplies	09/28/17	62.43	101104	62.43
Patton Sales Corp	Miscellaneous Supplies	09/06/17	91.59	101020	91.59
Peerless Maintenance Service Inc.	Janitorial Service August 2017	09/06/17	485.00	101021	485.00
Polydyne Inc.	Polymer for biosolids dewatering	09/19/17	1,066.73	101085	1,066.73
PVC Pipe Supplies	pvc fittings for MBR 1 upgrade	09/19/17	2,725.03	101086	2,725.03
Rim Forest Lumber Company, Inc.	Misc Maintenance Supplies	09/11/17	644.00	101040	644.00
Robert Aberg	Reimbursement Claim	09/14/17	503.31	101070	503.31
Robertson's	Live Oak Repair Con Base	09/06/17	61.42	101022	61.42
Rogers Anderson Malody & Scott LLP	Consultant Fees- August 2017	09/28/17	20,539.86	101105	20,539.86
Ryan Gross	Gym Membership - Gross	09/11/17	250.00	101041	250.00
San Bernardino County Fire Protection District	2017-18 Cupa Permit Skyline	09/19/17	325.00	101087	3,120.00
	2017-18 Cupa Permit- Alder Ct	09/19/17	325.00	101087	
	2017-18 CUPA permit- Wilderness	09/19/17	325.00	101087	
	2017-18 CUPA permit - Parkland	09/19/17	325.00	101087	
	2017-18 CUPA permit- Nob Hill	09/19/17	325.00	101087	
	2017-2018 Cupa Permit- Oak Drive	09/19/17	325.00	101087	
	2017-18 CUPA Permit- Seymour Rd	09/19/17	325.00	101087	
	2017-18 CUPA Permit- Thor	09/19/17	325.00	101087	
	2017-18 CUPA Permit - Canon LS2	09/19/17	520.00	101087	
San Bernardino County Special Districts Department	9/18/17 Special District's Meeting	09/06/17	35.00	101023	35.00
South Coast Air Quality Management District	WWTP MBR 1 AQMD Permit Filing Fee	09/14/17	4,186.29	101071	4,186.29
Southern California Edison Company	Electricity August 2017	09/06/17	315.25	101014	13,338.97
	Electricity August 2017	09/06/17	24.63	101014	
	Electricity August 2017	09/06/17	124.64	101014	
	Electricity August 2017	09/06/17	325.75	101014	
	Electricity August 2017	09/06/17	94.58	101014	
	Electricity August 2017	09/06/17	220.54	101014	
	Electricity August 2017	09/06/17	114.60	101014	
	Electricity August 2017	09/06/17	1,534.45	101014	
	Electricity August 2017	09/06/17	553.45	101014	
	Electricity August 2017	09/06/17	206.83	101014	
	Electricity August 2017	09/06/17	239.70	101014	
	Electricity August 2017	09/06/17	9,407.42	101014	
	Electricity Augst 2017	09/06/17	166.47	101014	
	Electricity August 2017	09/06/17	10.66	101014	
	Electricity August 2017	09/06/17	27.30	101024	5,854.44
	Electricity August 2017	09/06/17	403.65	101024	
	Electricity Augst 2017	09/06/17	123.85	101024	
	Electricity August 2017	09/06/17	773.54	101024	
	Electricity August 2017	09/06/17	620.49	101024	
	Electricity August 2017	09/06/17	459.87	101024	
	Electricity August 2017	09/06/17	1,707.16	101024	
	Electricity August 2017	09/06/17	158.83	101024	
	Electricity August 2017	09/06/17	526.64	101024	
	Electricity August 2017	09/06/17	62.96	101024	
	Electricity August 2017	09/06/17	92.13	101024	
	Electricity August 2017	09/06/17	29.97	101024	
	Electricity August 2017	09/06/17	331.24	101024	
	Electricity August 2017	09/06/17	536.81	101024	
Southern California Gas Company	Gas Usage August 2017	09/06/17	56.40	101025	84.71

Vendor Name	Description	Date	Invoice Amount	Check Number	Check Amount
Southern California Gas Company	Gas Usage August 2017	09/06/17	28.31	101025	84.71
	Gas Usage Billing August 2017	09/11/17	39.53	101042	112.03
	Gas Usage Billing August 2017	09/11/17	57.27	101042	
	Gas Usage Billing August 2017	09/11/17	15.23	101042	
Special District Risk Management Authority	2016-2017 Workers Comp Reconciliation	09/11/17	5,007.78	101043	5,007.78
Terminix International Company LP	Pest control	09/06/17	45.00	101026	109.00
	Pest Control	09/06/17	64.00	101026	
The Alpenhorn News	Legal Ad for Weedabatement Contractors	09/11/17	129.94	101044	129.94
Third Alarm Fire Equipment Co.	SCBA Cylinders	09/11/17	3,148.01	101045	3,148.01
Tom Dodson & Associates	Tom Dodson & Associates CEQA+ for AMR Project	09/28/17	450.00	101106	450.00
Trevor Miller	Reimbursement Claim	09/11/17	18.00	101046	18.00
	Reimbursement Claim	09/13/17	45.00	101062	45.00
Tyler Technologies, Inc	Misc Acct. Receive Maintenance	09/06/17	481.00	101027	481.00
	AR Configuration and Testing	09/11/17	375.00	101047	375.00
Underground Service Alert of Southern California	Ticket Charges Sept 2017	09/06/17	47.95	101028	47.95
US Postal Service	Permit #14 Postage	09/13/17	3,000.00	101063	3,000.00
Verizon Wireless Services LLC	Cell Phone Charges August 2017	09/13/17	199.00	101064	199.00
Visa	Logmein, CWEA Cert and Membership	09/06/17	519.99	101029	2,472.65
	aluminum safet rails at SLS 1	09/06/17	1,952.66	101029	
	Corely- Mourning Bands and CPR Cards	09/13/17	58.99	101065	1,248.28
	Ellsberry-Dig Pen,Gilmour Nozzle	09/13/17	74.64	101065	
	Ratchet Tie Downs Squad 51	09/13/17	165.61	101065	
	Miller-Supplies, Plank Hook, PVC	09/13/17	162.70	101065	
	Visa Card CWEA cert renewal Trevor Miller	09/13/17	175.00	101065	
	hand rail parts SLS 1	09/13/17	232.53	101065	
	New batteries for cordless tools at plant	09/13/17	279.07	101065	
	Security Camera SLS 2	09/13/17	99.74	101065	
Vyanet Operating Group	Security/Montior Oct-Dec 2017	09/13/17	140.12	101066	140.12
Wilbur's Power Equipment	Stihl 461R Rescue Saw	09/13/17	1,206.80	101067	2,165.75
	Rotary Saw -Stihl TS420	09/13/17	958.95	101067	
York Insurance Services Group Inc., -CA	Workers Compensation	09/06/17	15.31	101030	84.28
	Workers Comp	09/06/17	68.97	101030	
	Workers Compensation	09/13/17	10.02	101068	10.02
	Workers Compensation	09/19/17	20.63	101088	20.63
York Risk Services Group, Inc	Workers Comp Admin Fee Aug 17	09/13/17	112.00	101069	112.00

Totals

Payment Type	Payable Count	Payment Count	Payment
Regular Checks	175	111	145,385.85
Manual Checks	0	0	0.00
Voided Checks	0	0	0.00
Bank Drafts	5	5	105,190.33
EFT's	0	0	0.00
Totals	180	116	250,576.18

ATTACHMENT 2

Designated Reserve Fund Balances as of September 30, 2017	Fund Balance
Fire & Ambulance Department	
Breathing Apparatus Equipment Replacement	76,923
Future Equipment Replacement	12,188
Workers Comp PASIS Outstanding Claims	12,214
Subtotal Fire & Ambulance Department Designated Reserve Funds	101,326
Fire Department Operating Reserve	873,918
Ambulance Department Operating Reserve	(32,209)
Subtotal Fire & Ambulance Department Operating Reserve Funds	841,709
Recommended Reserve Fund Target (6 Months Operating Expenses)	1,022,579
Operating Reserve Surplus / (Shortfall)	(180,870)
Wastewater Division	
Wastewater Capital Improvement Project Reserve	260,062
Wastewater System Connection & Capacity Charges	138,371
Wastewater Infrastructure R&R Reserve (CWSRF Debt Reserve)	169,143
Subtotal Wastewater Designated Reserve Funds	567,576
Wastewater Operating Reserve Fund	37,363
Recommended Operating Reserve Fund Target (4 Months Operating Expenses)	499,285
Operating Reserve Surplus / (Shortfall)	(461,921)
Water Division	
Water Capital Improvement Project Reserve	151,370
Water System Connection & Capacity Charges	5,382
Water Infrastructure R&R Reserve (MFC Debt Reserve)	65,341
Subtotal Water Designated Reserve Funds	222,093
Water Operating Reserve	451,574
Recommended Operating Reserve Fund Target (4 Months Operating Expenses)	530,659
Operating Reserve Surplus / (Shortfall)	(79,086)
Assessment Districts	
Sewer Assessment District No. 7 O&M	25,053
Water Assessment District No. 9 Construction Funds	36,031
Water Assessment District No. 10 Construction Funds	26,421
Water Assessment District No. 10 O&M	106,653
Water Assessment District No. 10 Bond Reserve Fund	112,131
Subtotal Assessment Districts	306,288
Total District Designated & Operating Reserve Funds	2,221,640
Assessment District Funds	306,288
Combined Pooled Cash	2,527,928
Checking Account (General)	57,248
LAIF	2,334,291
York Insurance Deposit	17,358
BNY Mellon (AD #10 Bond Reserve)	118,031
Petty Cash	1,000
Combined Pooled Cash	2,527,928

RUNNING SPRINGS WATER DISTRICT

MEMORANDUM

DATE: October 18, 2017
TO: Board of Directors
FROM: Ryan Gross, General Manager
SUBJECT: Quarterly Budget/Financial Summary

BACKGROUND INFORMATION

Attachment 1 lists the Running Springs Water District designated reserve fund balances as of September 30, 2017. Attachment 2 compares the current year to prior year summary statement of net position, changes in net position and liquidity ratios. Attachment 3 contains the budget report and account summary through the first quarter of fiscal year 2017/2018.

ATTACHMENTS

Attachment 1 – Designated reserve fund balances as of September 30, 2017.
Attachment 2 – Net Position and Liquidity Ratio Summary
Attachment 3 – Quarterly Budget Report and Account Summary

Designated Reserve Fund Balances as of September 30, 2017	Fund Balance
Fire & Ambulance Department	
Breathing Apparatus Equipment Replacement	76,923
Future Equipment Replacement	12,188
Workers Comp PASIS Outstanding Claims	12,214
Subtotal Fire & Ambulance Department Designated Reserve Funds	101,326
Fire Department Operating Reserve	873,918
Ambulance Department Operating Reserve	(32,209)
Subtotal Fire & Ambulance Department Operating Reserve Funds	841,709
Recommended Reserve Fund Target (6 Months Operating Expenses)	1,022,579
Operating Reserve Surplus / (Shortfall)	(180,870)
Wastewater Division	
Wastewater Capital Improvement Project Reserve	260,062
Wastewater System Connection & Capacity Charges	138,371
Wastewater Infrastructure R&R Reserve (CWSRF Debt Reserve)	169,143
Subtotal Wastewater Designated Reserve Funds	567,576
Wastewater Operating Reserve Fund	37,363
Recommended Operating Reserve Fund Target (4 Months Operating Expenses)	499,285
Operating Reserve Surplus / (Shortfall)	(461,921)
Water Division	
Water Capital Improvement Project Reserve	151,370
Water System Connection & Capacity Charges	5,382
Water Infrastructure R&R Reserve (MFC Debt Reserve)	65,341
Subtotal Water Designated Reserve Funds	222,093
Water Operating Reserve	451,574
Recommended Operating Reserve Fund Target (4 Months Operating Expenses)	530,659
Operating Reserve Surplus / (Shortfall)	(79,086)
Assessment Districts	
Sewer Assessment District No. 7 O&M	25,053
Water Assessment District No. 9 Construction Funds	36,031
Water Assessment District No. 10 Construction Funds	26,421
Water Assessment District No. 10 O&M	106,653
Water Assessment District No. 10 Bond Reserve Fund	112,131
Subtotal Assessment Districts	306,288
Total District Designated & Operating Reserve Funds	2,221,640
Assessment District Funds	306,288
Combined Pooled Cash	2,527,928
Checking Account (General)	57,248
LAIF	2,334,291
York Insurance Deposit	17,358
BNY Mellon (AD #10 Bond Reserve)	118,031
Petty Cash	1,000
Combined Pooled Cash	2,527,928

Running Springs Water District
Executive Summary - Q19/30/2017

SUMMARY STATEMENT OF NET POSITION

	<u>9/30/2017</u>	<u>9/30/2016</u>	<u>Change</u>
Cash and investments	\$ 2,527,928	\$ 1,846,208	\$ 681,720
Receivables	966,128	969,938	(3,811)
Other current assets	90,074	89,950	124
Total current assets	<u>3,584,129</u>	<u>2,906,096</u>	<u>678,033</u>
Capital assets, net	21,170,005	21,181,398	(11,393)
Other noncurrent assets	-	34,007	(34,007)
Deferred outflows of resources	<u>2,466,732</u>	<u>1,450,544</u>	<u>1,016,188</u>
Total Assets and Deferred Outflows of Resources	<u>27,220,866</u>	<u>25,572,046</u>	<u>1,648,820</u>
Current liabilities	754,650	567,314	187,336
Noncurrent liabilities	10,460,343	9,219,557	1,240,787
Deferred inflows of resources	<u>239,349</u>	<u>613,040</u>	<u>(373,691)</u>
Total Liabilities and Deferred Inflows of Resources	<u>11,454,343</u>	<u>10,399,911</u>	<u>1,054,432</u>
Net Position	<u>\$ 15,766,523</u>	<u>\$ 15,172,135</u>	<u>\$ 594,389</u>

SUMMARY STATEMENT OF CHANGES IN NET POSITION

	<u>QE Actual</u>	<u>YTD Actual</u>	<u>YTD Budget</u>	<u>Variance to Budget:</u>	<u>PY QE Actual</u>	<u>PY YTD Actual</u>	<u>Variance to PY YTD:</u>
	<u>09/30/17</u>	<u>YTD Actual</u>	<u>YTD Budget</u>	<u>Favorable</u>	<u>09/30/16</u>	<u>PY YTD Actual</u>	<u>Favorable</u>
				<u>(Unfavorable)</u>			<u>(Unfavorable)</u>
Operating revenues	\$ 1,143,766	\$ 1,143,766	\$ 1,093,482	\$ 50,284	\$ 1,043,442	\$ 1,043,442	\$ 100,324
Operating expenses	(1,871,724)	(1,871,724)	(1,639,457)	(232,267)	(1,710,983)	(1,706,107)	(165,617)
Other income	143,453	143,453	234,052	(90,599)	92,599	92,599	50,853
Other expenses	(7,723)	(7,723)	(16,747)	9,024	(12,860)	(12,860)	5,136
Change in net position	<u>\$ (592,229)</u>	<u>\$ (592,229)</u>	<u>\$ (328,671)</u>	<u>\$ (263,558)</u>	<u>\$ (587,802)</u>	<u>\$ (582,926)</u>	<u>\$ (9,303)</u>

LIQUIDITY RATIOS

	<u>9/30/2017</u>	<u>9/30/2016</u>	<u>Change</u>
Quick Ratio (cash and investments / current liabilities)	3.35	3.25	0.10
Current Ratio (current assets / current liabilities)	4.75	5.12	(0.37)
Working capital (current assets - current liabilities)	\$ 2,829,479	\$ 2,338,782	\$ 490,697

Liquidity is the ability to cover short-term obligations.

Quick Ratio is more rigorous form of the ratio that includes only cash, temporary investments and receivables.

Current Ratio indicates the extent to which current liabilities are covered by assets expected to be converted into cash in the near future.

Budget Report

Account Summary

Running Springs Water District

For Fiscal: 2017-2018 Period Ending: 09/30/2017

		Original Total Budget	Current Total Budget	Period Activity	Fiscal Activity	Variance Favorable (Unfavorable)	Percent Used
Fund: 200 - Water Operating Fund							
Revenue							
200-40100-00	Service Charges - Residential	1,105,050.00	1,105,050.00	88,199.71	264,428.36	-840,621.64	23.93 %
200-40200-00	Service Charges - Commercial	0.00	0.00	3,206.95	9,591.32	9,591.32	0.00 %
200-40300-00	Service Charges - Landscape Irrigation	0.00	0.00	12.50	37.50	37.50	0.00 %
200-40500-00	Service Charges - Fire Hydrant Base C...	0.00	0.00	541.82	3,562.77	3,562.77	0.00 %
200-40700-00	Credit Card Fee Revenue	0.00	0.00	126.75	383.50	383.50	0.00 %
200-41100-00	Water Usage / metered charges - Res...	752,748.00	752,748.00	70,359.00	214,297.89	-538,450.11	28.47 %
200-41200-00	Water Usage / metered charges - Co...	0.00	0.00	7,267.44	22,685.44	22,685.44	0.00 %
200-41400-00	Water Usage / metered charges - Out...	0.00	0.00	354.80	1,141.45	1,141.45	0.00 %
200-41500-00	Water Usage / metered charges - Fire...	0.00	0.00	10.01	29.95	29.95	0.00 %
200-41600-00	Water Usage - Landscape	0.00	0.00	650.83	1,963.09	1,963.09	0.00 %
200-43000-00	Meter Turn-on & Shut-Off Charge	17,000.00	17,000.00	1,102.50	4,160.00	-12,840.00	24.47 %
200-44000-00	Delinquent Fees	40,000.00	40,000.00	1,760.97	4,883.52	-35,116.48	12.21 %
200-45000-00	Inventory Sales - Water	0.00	0.00	20.05	61.66	61.66	0.00 %
200-49000-00	Other service fees	0.00	0.00	212.25	627.89	627.89	0.00 %
200-70500-00	In lieu of taxes	0.00	0.00	808.67	2,006.65	2,006.65	0.00 %
200-71000-00	Availability Charges	46,150.00	46,150.00	0.00	38,758.20	-7,391.80	83.98 %
200-74000-00	Interest Income	2,000.00	2,000.00	8.95	26.62	-1,973.38	1.33 %
200-75600-00	Infrastructure R&R Fees	66,326.00	66,326.00	5,550.78	17,082.29	-49,243.71	25.76 %
200-78000-00	Miscellaneous Income-Non Op	25,000.00	25,000.00	150.00	2,250.15	-22,749.85	9.00 %
	Revenue Total:	2,054,274.00	2,054,274.00	180,343.98	587,978.25	-1,466,295.75	28.62 %
Expense							
200-50100-00	Salaries and Wages	794,134.00	794,134.00	85,743.59	203,711.05	590,422.95	25.65 %
200-50110-00	Salaries and Wages - Overtime	0.00	0.00	3,927.06	9,363.71	-9,363.71	0.00 %
200-50120-00	Medicare Tax	11,515.00	11,515.00	1,293.57	3,059.01	8,455.99	26.57 %
200-50130-00	Worker's Compensation Insurance	14,150.00	14,150.00	0.00	14,834.20	-684.20	104.84 %
200-50140-00	Employee Benefits-Group Insurance	95,181.00	95,181.00	8,897.55	26,399.60	68,781.40	27.74 %
200-50150-00	Employee Benefits-Retirement	233,716.00	233,716.00	20,031.45	65,580.80	168,135.20	28.06 %
200-50160-00	Employee Benefits-Uniform Allowance	1,850.00	1,850.00	0.00	648.93	1,201.07	35.08 %
200-52300-00	Community Relations	2,450.00	2,450.00	0.00	0.00	2,450.00	0.00 %
200-53100-00	Depreciation	240,456.00	240,456.00	17,051.93	51,241.78	189,214.22	21.31 %
200-53120-00	Director's Compensation Fees	8,550.00	8,550.00	2,109.90	2,423.40	6,126.60	28.34 %
200-53200-00	Education & Seminars	3,000.00	3,000.00	137.50	360.63	2,639.37	12.02 %
200-54100-00	Gas, Fuel & Oil	8,570.00	8,570.00	0.00	1,190.29	7,379.71	13.89 %
200-54300-00	Insurance - liability	23,435.00	23,435.00	0.00	23,435.21	-0.21	100.00 %
200-56100-00	Memberships & Subscriptions	6,860.00	6,860.00	285.70	508.98	6,351.02	7.42 %
200-56150-00	Miscellaneous Supplies, Tools & Expe...	4,736.00	4,736.00	88.40	629.38	4,106.62	13.29 %
200-57100-00	Permits & Fees	23,526.00	23,526.00	652.00	4,760.41	18,765.59	20.23 %
200-57140-00	Professional Services - Acct, Legal, En...	69,150.00	69,150.00	7,502.87	16,290.52	52,859.48	23.56 %
200-57312-00	Repairs and maintenance - Fuel Stora...	500.00	500.00	0.00	166.54	333.46	33.31 %
200-57313-00	Repairs and Maintenance - Main Offi...	17,445.00	17,445.00	508.87	3,387.29	14,057.71	19.42 %
200-57314-00	Repairs and maintenance - Source of ...	29,746.00	29,746.00	363.48	1,612.79	28,133.21	5.42 %
200-57440-00	Office Supplies & Materials	38,935.00	38,935.00	2,966.13	11,334.68	27,600.32	29.11 %
200-58250-00	Utilities - Heat & Lights	14,052.00	14,052.00	913.02	3,318.04	10,733.96	23.61 %
200-58253-00	Utilities - Power for Pumping	72,450.00	72,450.00	5,441.32	17,566.43	54,883.57	24.25 %
200-58300-00	Vehicle Maintenance	6,600.00	6,600.00	119.26	540.03	6,059.97	8.18 %
200-59100-00	Water Purchases	202,780.00	202,780.00	22,790.35	68,999.95	133,780.05	34.03 %
200-59200-00	Water Testing & Analysis	36,531.00	36,531.00	2,411.61	7,623.96	28,907.04	20.87 %
200-84000-00	Interest Expense	15,023.00	15,023.00	7,723.32	7,723.32	7,299.68	51.41 %
200-86000-00	Administrative Expense Reimburse...	-149,192.00	-149,192.00	-12,458.59	-37,375.77	-111,816.23	25.05 %
	Expense Total:	1,826,149.00	1,826,149.00	178,500.29	509,335.16	1,316,813.84	27.89 %

Budget Report

For Fiscal: 2017-2018 Period Ending: 09/30/2017

		Original Total Budget	Current Total Budget	Period Activity	Fiscal Activity	Variance Favorable (Unfavorable)	Percent Used
Fund: 200 - Water Operating Fund Surplus (Deficit):		228,125.00	228,125.00	1,843.69	78,643.09	-149,481.91	34.47 %
Fund: 210 - Water Capital Improvement Fund							
Revenue							
210-77000-00	Rental & Leasing Of Property	10,918.00	10,918.00	892.00	2,676.00	-8,242.00	24.51 %
Revenue Total:		10,918.00	10,918.00	892.00	2,676.00	-8,242.00	24.51 %
Fund: 210 - Water Capital Improvement Fund Total:		10,918.00	10,918.00	892.00	2,676.00	-8,242.00	24.51 %
Fund: 220 - Water Capacity Charge Fund - Restricted							
Revenue							
220-72100-00	Fac. Capacity Chg.	10,764.00	10,764.00	0.00	0.00	-10,764.00	0.00 %
Revenue Total:		10,764.00	10,764.00	0.00	0.00	-10,764.00	0.00 %
Fund: 220 - Water Capacity Charge Fund - Restricted Total:		10,764.00	10,764.00	0.00	0.00	-10,764.00	0.00 %
Fund: 300 - Sewer Collection							
Revenue							
300-40100-00	Service Charges - Residential	1,439,000.64	1,439,000.64	119,993.72	359,603.97	-1,079,396.67	24.99 %
300-40200-00	Service Charges - Commercial	51,856.60	51,856.60	4,192.11	12,037.21	-39,819.39	23.21 %
300-41100-00	Sewer Usage / metered charges - Res...	91,188.00	91,188.00	9,860.76	29,946.88	-61,241.12	32.84 %
300-41200-00	Sewer Usage / metered charges - Co...	8,493.00	8,493.00	782.32	2,422.92	-6,070.08	28.53 %
300-44000-00	Delinquent Fees	0.00	0.00	1,614.32	4,402.18	4,402.18	0.00 %
300-45000-00	Inventory Sales -Sewer	0.00	0.00	977.60	2,101.84	2,101.84	0.00 %
300-49000-00	Other service fees	0.00	0.00	0.00	166.07	166.07	0.00 %
300-71000-00	Availability Charges	7,000.00	7,000.00	0.00	6,915.20	-84.80	98.79 %
300-73000-00	Sewer Hot Taps & Septic Waste Dump..	1,500.00	1,500.00	100.00	500.00	-1,000.00	33.33 %
300-74000-00	Interest Income	3,500.00	3,500.00	0.00	0.00	-3,500.00	0.00 %
300-75600-00	Infrastructure R&R Fees	184,086.00	184,086.00	15,664.61	48,040.00	-136,046.00	26.10 %
300-78000-00	Delinquent Charges & Service Fees	15,000.00	15,000.00	0.00	0.00	-15,000.00	0.00 %
300-78900-00	Sewer Rev Allocation: 55% Collect & ...	-722,492.00	-722,492.00	-67,539.20	-203,024.57	519,467.43	28.10 %
Revenue Total:		1,079,132.24	1,079,132.24	85,646.24	263,111.70	-816,020.54	24.38 %
Expense							
300-50100-00	Salaries and Wages	358,158.00	358,158.00	34,682.00	79,842.59	278,315.41	22.29 %
300-50110-00	Salaries and Wages - Overtime	0.00	0.00	2,704.18	6,063.72	-6,063.72	0.00 %
300-50120-00	Medicare Tax	5,193.00	5,193.00	532.82	1,220.28	3,972.72	23.50 %
300-50130-00	Worker's Compensation Insurance	11,680.00	11,680.00	0.00	11,829.21	-149.21	101.28 %
300-50140-00	Employee Benefits-Group Insurance	40,173.00	40,173.00	3,644.72	11,430.50	28,742.50	28.45 %
300-50150-00	Employee Benefits-Retirement	119,009.28	119,009.28	9,656.06	30,924.18	88,085.10	25.98 %
300-50160-00	Employee Benefits-Uniform Allowance	1,480.00	1,480.00	0.00	1,039.56	440.44	70.24 %
300-53100-00	Depreciation	228,516.00	228,516.00	13,252.90	39,787.75	188,728.25	17.41 %
300-53200-00	Education & Seminars	1,000.00	1,000.00	137.50	254.63	745.37	25.46 %
300-54100-00	Gas, Fuel & Oil	5,727.00	5,727.00	0.00	436.70	5,290.30	7.63 %
300-54300-00	Insurance - liability	14,493.00	14,493.00	0.00	14,492.59	0.41	100.00 %
300-56100-00	Memberships & Subscriptions	5,733.00	5,733.00	282.62	1,265.95	4,467.05	22.08 %
300-56300-00	Office Supplies	6,643.00	6,643.00	690.00	763.75	5,879.25	11.50 %
300-57100-00	Permits & Fees	11,657.00	11,657.00	1,625.00	3,791.27	7,865.73	32.52 %
300-57140-00	Professional Services - Collection	32,900.00	32,900.00	917.21	5,577.36	27,322.64	16.95 %
300-57310-00	Repairs and maintenance - Collection	27,350.00	27,350.00	12,533.04	13,098.34	14,251.66	47.89 %
300-57311-00	Repairs and maintenance - Lift Station	33,110.00	33,110.00	285.54	12,233.38	20,876.62	36.95 %
300-57440-00	Supplies & Materials	6,043.00	6,043.00	463.41	1,067.00	4,976.00	17.66 %
300-58252-00	Utilities - Lift Station	25,764.00	25,764.00	1,666.39	4,986.24	20,777.76	19.35 %
300-58301-00	Vehicle Maintenance - Collections	5,750.00	5,750.00	95.36	908.77	4,841.23	15.80 %
300-84000-00	Interest Expense	51,741.00	51,741.00	0.00	0.00	51,741.00	0.00 %
300-86000-00	Administrative Expense	28,475.00	28,475.00	2,372.92	7,118.76	21,356.24	25.00 %
Expense Total:		1,020,595.28	1,020,595.28	85,541.67	248,132.53	772,462.75	24.31 %
Fund: 300 - Sewer Collection Surplus (Deficit):		58,536.96	58,536.96	104.57	14,979.17	-43,557.79	25.59 %

Budget Report

For Fiscal: 2017-2018 Period Ending: 09/30/2017

		Original Total Budget	Current Total Budget	Period Activity	Fiscal Activity	Variance Favorable (Unfavorable)	Percent Used
Fund: 320 - Sewer Capacity Charge Fund - Restricted							
Revenue							
320-72100-00	Fac. Capacity Chg.	11,292.00	11,292.00	0.00	5,646.00	-5,646.00	50.00 %
	Revenue Total:	11,292.00	11,292.00	0.00	5,646.00	-5,646.00	50.00 %
Fund: 320 - Sewer Capacity Charge Fund - Restricted Total:		11,292.00	11,292.00	0.00	5,646.00	-5,646.00	50.00 %
Fund: 350 - Sewer Treatment							
Revenue							
350-42100-00	O&M Payments-Arrowbear CWD	148,084.00	148,084.00	0.00	35,622.32	-112,461.68	24.06 %
350-42200-00	O&M Payments-CSA 79	177,621.00	177,621.00	0.00	42,863.64	-134,757.36	24.13 %
350-44000-00	Delinquent Fees	0.00	0.00	0.00	241.80	241.80	0.00 %
350-71000-00	Availability Charges	7,000.00	7,000.00	0.00	6,915.20	-84.80	98.79 %
350-73000-00	Sewer Hot Taps & Septic Waste Dump..	1,500.00	1,500.00	0.00	0.00	-1,500.00	0.00 %
350-74000-00	Interest Income	3,500.00	3,500.00	0.00	0.00	-3,500.00	0.00 %
350-75100-00	Capital Payments - Arrowbear CWD	18,525.00	18,525.00	0.00	3,964.64	-14,560.36	21.40 %
350-75200-00	Capital Payments-CSA 79	23,400.00	23,400.00	0.00	4,939.68	-18,460.32	21.11 %
350-75500-00	Leachate Loads	10,000.00	10,000.00	0.00	0.00	-10,000.00	0.00 %
350-78900-00	Sewer Rev Allocation: 45% Treat & 5...	722,492.00	722,492.00	67,539.20	203,024.57	-519,467.43	28.10 %
	Revenue Total:	1,112,122.00	1,112,122.00	67,539.20	297,571.85	-814,550.15	26.76 %
Expense							
350-50100-00	Salaries and Wages	325,243.00	325,243.00	42,164.79	98,345.18	226,897.82	30.24 %
350-50100-02	Salaries and Wages - SLS #2	0.00	0.00	51.84	831.63	-831.63	0.00 %
350-50110-00	Salaries and Wages - Overtime	0.00	0.00	1,868.19	4,218.12	-4,218.12	0.00 %
350-50120-00	Medicare Tax	4,716.00	4,716.00	637.16	1,481.85	3,234.15	31.42 %
350-50130-00	Worker's Compensation Insurance	10,500.00	10,500.00	0.00	10,815.82	-315.82	103.01 %
350-50140-00	Employee Benefits-Group Insurance	33,240.00	33,240.00	1,578.16	5,013.24	28,226.76	15.08 %
350-50150-00	Employee Benefits-Retirement	98,000.00	98,000.00	7,792.69	25,126.35	72,873.65	25.64 %
350-50160-00	Employee Benefits-Uniform Allowance	1,110.00	1,110.00	0.00	372.38	737.62	33.55 %
350-53100-00	Depreciation	342,950.00	342,950.00	23,798.96	71,460.98	271,489.02	20.84 %
350-53120-00	Do Not Use - Use 200-53120-00	0.00	0.00	-313.50	0.00	0.00	0.00 %
350-53200-00	Education & Seminars	1,000.00	1,000.00	137.50	254.63	745.37	25.46 %
350-53300-00	Effluent Disposal	8,000.00	8,000.00	0.00	0.00	8,000.00	0.00 %
350-54100-00	Gas, Fuel & Oil	6,200.00	6,200.00	102.37	218.14	5,981.86	3.52 %
350-54300-00	Insurance - liability	11,993.00	11,993.00	0.00	11,993.07	-0.07	100.00 %
350-56100-00	Memberships & Subscriptions	4,952.00	4,952.00	722.64	895.97	4,056.03	18.09 %
350-57100-00	Permits & Fees	32,372.00	32,372.00	60.91	6,337.80	26,034.20	19.58 %
350-57100-02	Permits & Fees (SLS #2)	0.00	0.00	520.00	520.00	-520.00	0.00 %
350-57140-00	Professional Services - Treatment	33,100.00	33,100.00	8,332.77	15,733.35	17,366.65	47.53 %
350-57310-00	Repairs & Maintenance - Sewer Inter...	10,352.50	10,352.50	0.00	4,823.95	5,528.55	46.60 %
350-57310-02	Repairs and Maintenance (SLS #2)	0.00	0.00	99.74	1,239.29	-1,239.29	0.00 %
350-57314-00	Repairs & Maintenance - Treatment P...	50,500.00	50,500.00	861.22	6,229.55	44,270.45	12.34 %
350-57430-00	Solids Handling	60,200.00	60,200.00	4,804.93	21,162.45	39,037.55	35.15 %
350-57440-00	Miscellaneous Supplies & Materials	6,193.00	6,193.00	1,270.48	1,787.49	4,405.51	28.86 %
350-57444-00	Supplies - Office	11,243.00	11,243.00	792.33	1,101.22	10,141.78	9.79 %
350-58251-00	Utilities - Joint Use Facilities	108,924.00	108,924.00	6,790.58	27,928.93	80,995.07	25.64 %
350-58251-02	Utilities - SLS#2	0.00	0.00	564.59	1,748.18	-1,748.18	0.00 %
350-58301-00	Vehicle Maintenance - Treatment	7,150.00	7,150.00	120.00	2,056.21	5,093.79	28.76 %
350-59200-00	Wastewater Testing & Analysis	9,900.00	9,900.00	1,254.00	2,154.00	7,746.00	21.76 %
350-86000-00	Administrative Expense	33,396.00	33,396.00	2,783.00	8,349.00	25,047.00	25.00 %
	Expense Total:	1,211,234.50	1,211,234.50	106,795.35	332,198.78	879,035.72	27.43 %
Fund: 350 - Sewer Treatment Surplus (Deficit):		-99,112.50	-99,112.50	-39,256.15	-34,626.93	64,485.57	34.94 %
Fund: 400 - Ambulance Operating Fund							
Revenue							
400-40000-00	Service Charges	945,000.00	945,000.00	84,651.95	333,444.30	-611,555.70	35.29 %
400-40050-00	Ambulance Contractural Allowance	-440,000.00	-440,000.00	-64,545.23	-215,024.49	224,975.51	48.87 %
400-44000-00	Ambulance Late Fees	4,000.00	4,000.00	360.00	1,440.00	-2,560.00	36.00 %
400-76000-00	Medi-Cal GEMT Support Reimburseme...	100,000.00	100,000.00	0.00	0.00	-100,000.00	0.00 %
400-76010-00	Medi-Cal IGT Program	0.00	0.00	0.00	-2,993.00	-2,993.00	0.00 %

Budget Report

For Fiscal: 2017-2018 Period Ending: 09/30/2017

		Original Total Budget	Current Total Budget	Period Activity	Fiscal Activity	Variance Favorable (Unfavorable)	Percent Used
400-78100-00	Gain or Loss on Sales of Capital Assets	0.00	0.00	0.00	6,725.00	6,725.00	0.00 %
	Revenue Total:	609,000.00	609,000.00	20,466.72	123,591.81	-485,408.19	20.29 %
Expense							
400-50100-00	Salaries and Wages	424,490.00	424,490.00	26,439.71	65,870.45	358,619.55	15.52 %
400-50110-00	Salaries and Wages - Overtime	0.00	0.00	15,859.61	46,087.03	-46,087.03	0.00 %
400-50120-00	Medicare Tax	6,155.00	6,155.00	620.82	1,631.45	4,523.55	26.51 %
400-53100-00	Depreciation	44,607.00	44,607.00	2,482.43	7,447.32	37,159.68	16.70 %
400-54100-00	Gas, Fuel & Oil	9,295.00	9,295.00	0.00	970.96	8,324.04	10.45 %
400-54300-00	Insurance - liability	9,619.00	9,619.00	0.00	9,618.70	0.30	100.00 %
400-56100-00	Memberships & Subscriptions	6,005.00	6,005.00	3,528.30	3,528.30	2,476.70	58.76 %
400-57100-00	Permits & Fees	0.00	0.00	-3,478.30	0.00	0.00	0.00 %
400-57140-00	Professional Services - Ambulance	38,200.00	38,200.00	3,703.13	8,503.03	29,696.97	22.26 %
400-57310-00	Repairs and maintenance - Spec. Pur...	2,000.00	2,000.00	1,486.34	1,745.70	254.30	87.29 %
400-57441-00	Supplies & Materials - Medical	21,000.00	21,000.00	936.67	3,787.49	17,212.51	18.04 %
400-57442-00	Supplies & Materials - Misc	6,000.00	6,000.00	32.99	222.94	5,777.06	3.72 %
400-57443-00	Supplies & Materials - Station	1,500.00	1,500.00	0.00	0.00	1,500.00	0.00 %
400-58100-00	Communications	1,440.00	1,440.00	0.00	383.02	1,056.98	26.60 %
400-58200-00	Uncollectible Accounts	0.00	0.00	0.00	2,465.09	-2,465.09	0.00 %
400-58300-00	Vehicle Maintenance	13,900.00	13,900.00	0.00	796.39	13,103.61	5.73 %
400-86000-00	Administrative Expense	21,584.00	21,584.00	1,798.67	5,396.01	16,187.99	25.00 %
	Expense Total:	605,795.00	605,795.00	53,410.37	158,453.88	447,341.12	26.16 %
	Fund: 400 - Ambulance Operating Fund Surplus (Deficit):	3,205.00	3,205.00	-32,943.65	-34,862.07	-38,067.07	-1,087.74 %
Fund: 500 - Fire Operating Fund							
Revenue							
500-46000-00	Hazard Abatement Program	15,000.00	15,000.00	3,355.00	3,983.00	-11,017.00	26.55 %
500-47000-00	Community Contribution	0.00	0.00	1,000.00	2,000.00	2,000.00	0.00 %
500-49000-00	Other service fees	20,000.00	20,000.00	15.00	660.00	-19,340.00	3.30 %
500-70000-00	Property Taxes	1,550,000.00	1,550,000.00	0.00	0.00	-1,550,000.00	0.00 %
500-71000-00	Availability Charges	205,000.00	205,000.00	0.00	0.00	-205,000.00	0.00 %
500-74000-00	Interest Income	3,500.00	3,500.00	0.00	0.00	-3,500.00	0.00 %
	Revenue Total:	1,793,500.00	1,793,500.00	4,370.00	6,643.00	-1,786,857.00	0.37 %
Expense							
500-50100-00	Salaries and Wages	788,339.00	788,339.00	111,183.07	244,234.01	544,104.99	30.98 %
500-50110-00	Salaries and Wages - Overtime	0.00	0.00	31,805.79	92,438.86	-92,438.86	0.00 %
500-50120-00	Medicare Tax	11,431.00	11,431.00	2,045.27	4,817.68	6,613.32	42.15 %
500-50130-00	Worker's Compensation Insurance	43,180.00	43,180.00	0.00	37,268.40	5,911.60	86.31 %
500-50140-00	Employee Benefits-Group Insurance	96,955.00	96,955.00	8,102.37	22,908.48	74,046.52	23.63 %
500-50150-00	Employee Benefits-Retirement	438,991.00	438,991.00	35,090.24	116,562.95	322,428.05	26.55 %
500-50160-00	Employee Benefits-Uniform Allowance	5,000.00	5,000.00	0.00	1,407.17	3,592.83	28.14 %
500-50170-00	Unemployment Benefit Expenses	0.00	0.00	0.00	252.99	-252.99	0.00 %
500-53200-00	Education & Seminars	8,500.00	8,500.00	314.17	431.30	8,068.70	5.07 %
500-54100-00	Gas, Fuel & Oil	10,643.00	10,643.00	0.00	1,505.05	9,137.95	14.14 %
500-54200-00	Hazard Abatement Expense	8,000.00	8,000.00	538.02	939.21	7,060.79	11.74 %
500-54300-00	Insurance - liability	13,271.00	13,271.00	0.00	13,270.85	0.15	100.00 %
500-56100-00	Memberships & Subscriptions	4,895.00	4,895.00	485.71	2,685.71	2,209.29	54.87 %
500-56300-00	Office Expense	5,032.00	5,032.00	240.00	439.92	4,592.08	8.74 %
500-57100-00	Permits & Fees	6,833.00	6,833.00	0.00	4,013.70	2,819.30	58.74 %
500-57140-00	Professional Services - Fire	34,700.00	34,700.00	3,773.15	9,587.57	25,112.43	27.63 %
500-57143-00	Professional Services - Dispatching Se...	40,000.00	40,000.00	0.00	5,093.50	34,906.50	12.73 %
500-57310-00	Repairs and Maintenance - Structures...	9,500.00	9,500.00	435.34	2,915.53	6,584.47	30.69 %
500-57400-00	Safety Equipment & Clothing	26,500.00	26,500.00	2,898.35	9,305.55	17,194.45	35.12 %
500-58250-00	Utilities - Heat & Lights	21,576.00	21,576.00	2,055.34	5,820.89	15,755.11	26.98 %
500-58300-00	Vehicle Maintenance	25,355.00	25,355.00	9,428.72	19,659.57	5,695.43	77.54 %
500-86000-00	Administrative Expense	66,048.00	66,048.00	5,504.00	16,512.00	49,536.00	25.00 %
	Expense Total:	1,664,749.00	1,664,749.00	213,899.54	612,070.89	1,052,678.11	36.77 %
	Fund: 500 - Fire Operating Fund Surplus (Deficit):	128,751.00	128,751.00	-209,529.54	-605,427.89	-734,178.89	-470.23 %

Budget Report

For Fiscal: 2017-2018 Period Ending: 09/30/2017

	Original Total Budget	Current Total Budget	Period Activity	Fiscal Activity	Variance Favorable (Unfavorable)	Percent Used
Fund: 510 - Fire - Workers Comp PASIS Fund						
Expense						
510-50130-00						
Worker's Comp Insurance Claims	0.00	0.00	99.62	215.88	-215.88	0.00 %
Expense Total:	0.00	0.00	99.62	215.88	-215.88	0.00 %
Fund: 510 - Fire - Workers Comp PASIS Fund Total:	0.00	0.00	99.62	215.88	-215.88	0.00 %
Fund: 590 - Fire - GW (Govenment Wide)						
Expense						
590-53100-00						
Depreciation	80,453.00	80,453.00	6,346.80	19,040.40	61,412.60	23.67 %
Expense Total:	80,453.00	80,453.00	6,346.80	19,040.40	61,412.60	23.67 %
Fund: 590 - Fire - GW (Govenment Wide) Total:	80,453.00	80,453.00	6,346.80	19,040.40	61,412.60	23.67 %
Report Surplus (Deficit):	272,026.46	272,026.46	-285,335.50	-592,228.91	-864,255.37	-217.71 %

Group Summary

Account Typ...	Original Total Budget	Current Total Budget	Period Activity	Fiscal Activity	Variance Favorable (Unfavorable)	Percent Used
Fund: 200 - Water Operating Fund						
Revenue	2,054,274.00	2,054,274.00	180,343.98	587,978.25	-1,466,295.75	28.62 %
Expense	1,826,149.00	1,826,149.00	178,500.29	509,335.16	1,316,813.84	27.89 %
Fund: 200 - Water Operating Fund Surplus (Deficit):	228,125.00	228,125.00	1,843.69	78,643.09	-149,481.91	34.47 %
Fund: 210 - Water Capital Improvement Fund						
Revenue	10,918.00	10,918.00	892.00	2,676.00	-8,242.00	24.51 %
Fund: 210 - Water Capital Improvement Fund Total:	10,918.00	10,918.00	892.00	2,676.00	-8,242.00	24.51 %
Fund: 220 - Water Capacity Charge Fund - Restricted						
Revenue	10,764.00	10,764.00	0.00	0.00	-10,764.00	0.00 %
Fund: 220 - Water Capacity Charge Fund - Restricted Total:	10,764.00	10,764.00	0.00	0.00	-10,764.00	0.00 %
Fund: 300 - Sewer Collection						
Revenue	1,079,132.24	1,079,132.24	85,646.24	263,111.70	-816,020.54	24.38 %
Expense	1,020,595.28	1,020,595.28	85,541.67	248,132.53	772,462.75	24.31 %
Fund: 300 - Sewer Collection Surplus (Deficit):	58,536.96	58,536.96	104.57	14,979.17	-43,557.79	25.59 %
Fund: 320 - Sewer Capacity Charge Fund - Restricted						
Revenue	11,292.00	11,292.00	0.00	5,646.00	-5,646.00	50.00 %
Fund: 320 - Sewer Capacity Charge Fund - Restricted Total:	11,292.00	11,292.00	0.00	5,646.00	-5,646.00	50.00 %
Fund: 350 - Sewer Treatment						
Revenue	1,112,122.00	1,112,122.00	67,539.20	297,571.85	-814,550.15	26.76 %
Expense	1,211,234.50	1,211,234.50	106,795.35	332,198.78	879,035.72	27.43 %
Fund: 350 - Sewer Treatment Surplus (Deficit):	-99,112.50	-99,112.50	-39,256.15	-34,626.93	64,485.57	34.94 %
Fund: 400 - Ambulance Operating Fund						
Revenue	609,000.00	609,000.00	20,466.72	123,591.81	-485,408.19	20.29 %
Expense	605,795.00	605,795.00	53,410.37	158,453.88	447,341.12	26.16 %
Fund: 400 - Ambulance Operating Fund Surplus (Deficit):	3,205.00	3,205.00	-32,943.65	-34,862.07	-38,067.07	-1,087.74 %
Fund: 500 - Fire Operating Fund						
Revenue	1,793,500.00	1,793,500.00	4,370.00	6,643.00	-1,786,857.00	0.37 %
Expense	1,664,749.00	1,664,749.00	213,899.54	612,070.89	1,052,678.11	36.77 %
Fund: 500 - Fire Operating Fund Surplus (Deficit):	128,751.00	128,751.00	-209,529.54	-605,427.89	-734,178.89	-470.23 %
Fund: 510 - Fire - Workers Comp PASIS Fund						
Expense	0.00	0.00	99.62	215.88	-215.88	0.00 %
Fund: 510 - Fire - Workers Comp PASIS Fund Total:	0.00	0.00	99.62	215.88	-215.88	0.00 %
Fund: 590 - Fire - GW (Government Wide)						
Expense	80,453.00	80,453.00	6,346.80	19,040.40	61,412.60	23.67 %
Fund: 590 - Fire - GW (Government Wide) Total:	80,453.00	80,453.00	6,346.80	19,040.40	61,412.60	23.67 %
Report Surplus (Deficit):	272,026.46	272,026.46	-285,335.50	-592,228.91	-864,255.37	-217.71 %

Fund Summary

Fund	Original Total Budget	Current Total Budget	Period Activity	Fiscal Activity	Variance Favorable (Unfavorable)
200 - Water Operating Fund	228,125.00	228,125.00	1,843.69	78,643.09	-149,481.91
210 - Water Capital Improvement Fi	10,918.00	10,918.00	892.00	2,676.00	-8,242.00
220 - Water Capacity Charge Fund -	10,764.00	10,764.00	0.00	0.00	-10,764.00
300 - Sewer Collection	58,536.96	58,536.96	104.57	14,979.17	-43,557.79
320 - Sewer Capacity Charge Fund -	11,292.00	11,292.00	0.00	5,646.00	-5,646.00
350 - Sewer Treatment	-99,112.50	-99,112.50	-39,256.15	-34,626.93	64,485.57
400 - Ambulance Operating Fund	3,205.00	3,205.00	-32,943.65	-34,862.07	-38,067.07
500 - Fire Operating Fund	128,751.00	128,751.00	-209,529.54	-605,427.89	-734,178.89
510 - Fire - Workers Comp PASIS Fu	0.00	0.00	-99.62	-215.88	-215.88
590 - Fire - GW (Govenment Wide)	-80,453.00	-80,453.00	-6,346.80	-19,040.40	61,412.60
Report Surplus (Deficit):	272,026.46	272,026.46	-285,335.50	-592,228.91	-864,255.37

RUNNING SPRINGS WATER DISTRICT

MEMORANDUM

DATE: October 18, 2017
TO: Board of Directors
FROM: Ryan Gross, General Manager
SUBJECT: QUARTERLY INVESTMENT REPORT

RECOMMENDED BOARD ACTION

This is an information item only.

REASON FOR RECOMMENDATION

This is an information item only.

BACKGROUND INFORMATION

The District's Policy for Investment of Surplus Funds is set forth in the attached Resolution No. 1-96. In accordance with this policy Attachment 2 contains a copy of the latest Local Agency Investment Fund (LAIF) remittance advice indicating the amount invested and the rate of return. The District's surplus funds are invested in accordance with this policy and the District is able to meet its anticipated expenditure requirements for the next subsequent six months.

FISCAL INFORMATION

This is an information item only.

ATTACHMENTS

Attachment 1 – Resolution No. 1-96
Attachment 2 – LAIF Remittance Advice

RESOLUTION NO. 1-96

**RESOLUTION OF THE BOARD OF DIRECTORS OF
RUNNING SPRINGS WATER DISTRICT SETTING FORTH
A POLICY FOR INVESTMENT OF SURPLUS FUNDS**

WHEREAS, the Legislature of the State of California has declared that the deposit and investment of public funds by local officials and local agencies is an issue of State-wide concern; and

WHEREAS, the Legislature has directed that the treasurer or chief fiscal officer of each local agency shall annually render to the legislative body of the local agency a statement of investment policy, which the legislative body of the local agency shall consider at a public meeting; and

WHEREAS, the Legislature has also directed that the treasurer or chief fiscal officer of each local agency shall render a quarterly report to the legislative body of each local agency which includes the type of investment, issuer, date of maturity par and dollar amount invested on all securities, investments and monies held by the local agency, a description of any of the local agency's funds, investments, or programs that are under the management of contracted parties, and shall include a statement whether the investment portfolio is in compliance with the local agency's investment policy and a statement denoting the ability of the local agency to meet its expenditure requirements for the next subsequent six months; and

WHEREAS, the Legislature has determined that if a local agency has placed all of its investments in the Local Agency Investment Fund or in Federal Deposit Insurance Corporation-insured accounts in a bank or savings and loan association, the treasurer or chief fiscal officer may satisfy the above reporting requirements by simply supplying to the governing body and to the auditor of the local agency the most recent statement or statements received by the local agency from these institutions; and

WHEREAS, Government Code Section 16429.1 provides that notwithstanding any other provision of law, a local governmental official, with the consent of the governing body of that agency, having money in its treasury not required for immediate needs, may remit such surplus funds to the State Treasurer for deposit in the Local Agency Investment Fund for the purpose of investment;

NOW, THEREFORE, BE IT RESOLVED by the Board of Directors of the Running Springs Water District as follows:

1. It is the policy of the Running Springs Water District to invest funds in a manner which will provide the highest investment return with the maximum security while meeting the daily cash flow demands of the District and conforming to all statutes governing the investment of Running Springs Water District funds.

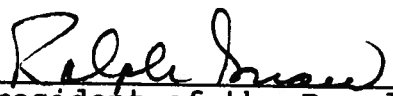
2. This Board of Directors determines that the most feasible and flexible method of implementing this policy, at least expense to the District, is to invest all surplus District funds in the Local Agency Investment Fund of the State of California.

3. Responsibility for deposits into and withdrawals from the Local Agency Investment Fund is hereby delegated to the District's General Manager.

4. At least quarterly, the General Manager will provide the Board of Directors with the most recent copies of statements from the Local Agency Investment Fund indicating amounts invested and rates of return. With each such quarterly report, the General Manager shall also indicate to the Board of Directors whether the District's surplus funds are invested in accordance with this policy, and whether the District is able to meet its anticipated expenditure requirements for the next subsequent six months.

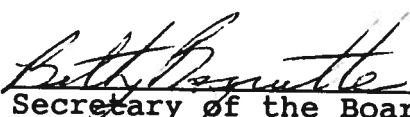
5. This policy shall be reviewed by the Board of Directors at least on an annual basis, and any modifications must be approved by the Board of Directors.

ADOPTED this 21st day of February, 1996.



President of the Board of
Directors of Running Springs
Water District

ATTEST:



Secretary of the Board of
Directors of Running Springs
Water District



BETTY T. YEE

California State Controller

LOCAL AGENCY INVESTMENT FUND
REMITTANCE ADVICE

Agency Name

RUNNING SPRINGS WATER DISTRICT

Account Number

90-36-002

As of 10/13/2017, your Local Agency Investment Fund account has been directly credited with the interest earned on your deposits for the quarter ending 09/30/2017.

Earnings Ratio		.00002942867511750
Interest Rate		1.07%
Dollar Day Total	\$	233,974,818.30
Quarter End Principal Balance	\$	2,334,291.33
Quarterly Interest Earned	\$	6,885.57